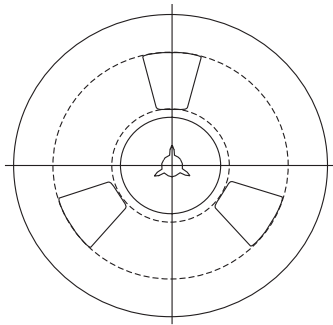


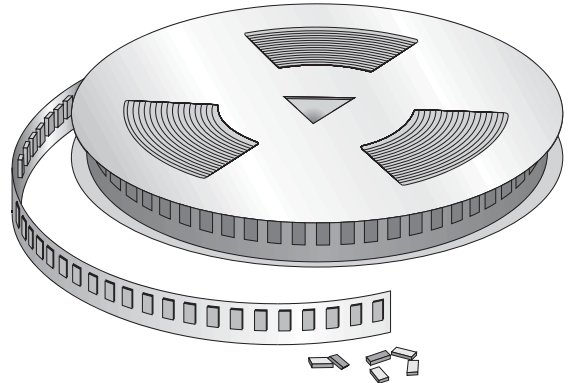


TAPE AND REEL (CRYSTAL)

Surface Mount Miniature Quartz Crystal
Reference: EIA-481



7" Reels
or
13" Reels



Notes:

1. Reel sketch is for reference only.
2. The center hole (hub hole) diameter is per EIA-481 standard 13 mm size.

Carrier tape material: 3000 Black Conductive Polycarbonate

REEL SELECTION

Unless specified otherwise, the following reel sizes and orientation will be used for the quantities listed.

CRYSTAL TYPE	MAX QUANTITIES PER REEL		ORIENTATION (Unless Specified Otherwise)
	180 mm (7 in.)	330 mm (13 in.)	
CX1 SM	1000	4000	Random
CX2 SM	2000	8000	Single Pad Towards Sprocket Holes
CX3 SM	2000	8000	Random
CX4 SM	3000	12000	Random
CX4 SM (VP)	3000	12000	Dual Pads Toward Sprocket Holes
CX6 SM	2000	8000	Random
CX7 SM	3000	12000	Random
CX8 SM	2000	8000	Random
CX9 SM	3000	12000	Random
CX14SM	3000	12000	Random

PART TO PART INDEXING P₁ AND A₀ & B₀ DIMENSIONS

Dimensions are in millimeters

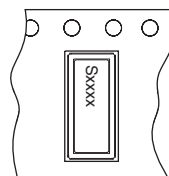
	P ₁	A ₀	B ₀	Tape Width
CX1	8.0	4.0	8.4	16
CX2	4.0	2.8	7.1	16
CX3	4.0	2.8	7.1	16
CX4	4.0	2.1	5.5	16
CX4 (VP)	4.0	2.1	5.5	16
CX6	4.0	2.8	7.1	16
CX7	4.0	2.3	4.4	16
CX8	4.0	2.8	7.1	16
CX9	4.0	1.8	4.5	16
CX14	4.0	2.9	3.6	12

For 16 mm tape width, W = 16, F = 7.5
For 12 mm tape width, W = 12, F = 5.5

CRYSTAL ORIENTATION IN TAPE CAVITY

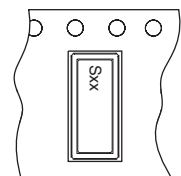
Top View

CX6 & CX9 Marking
(When Specified)



"XXXX" indicates a 4-digit datecode

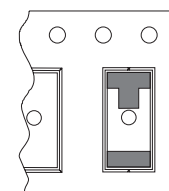
CX14 Marking
(When Specified)



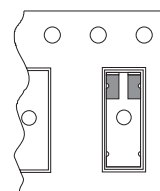
"XX" indicates a 2-digit datecode

Bottom View

T-Pads Toward Holes
(When Specified)



CX4 SM (VP)
(Std. Orientation)



CX2
(Std. Orientation)

