

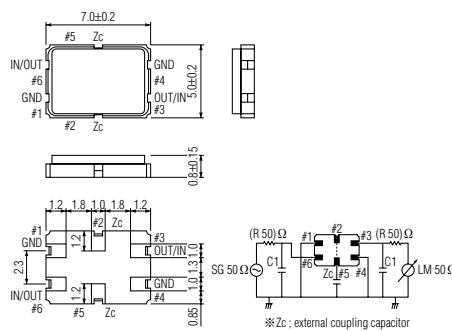
STANDARD SPECIFICATIONS

Part number	Nominal Frequency fo	Oscillation Mode	Passband min.		Stopband max.		Attention Guaranteed min.		Ripple max.	Loss max.	Terminating Impedance	Operating Temperature	No. of Pole
	(MHz)		(dB)	(kHz)	(dB)	(kHz)	(dB)	(kHz)					
96SMF442A14-4P	44.25	FUND	4	±6.80	22	±12.0	70	-910	1.0	3.0	430//6.0	-30 to +80	4
96SMF450A7.5-4P	45.00	FUND	3	±3.75	30	±12.5	80	-910	1.0	4.0	350//6.5	-30 to +80	4
96SMF450A20-4P	45.00	FUND	3	±10.0	25	±25.0	80	-910	1.0	3.0	500//2.5	-30 to +80	4
96SMF450A30-4P	45.00	FUND	3	±15.0	30	±50.0	80	-910	1.0	3.0	1000//1.0	-30 to +80	4
96SMF4505A15-4P	45.05	FUND	3	±7.50	35	±25.0	80	-910	1.0	3.0	650//3.0	-30 to +80	4
96SMF451A15-4P	45.10	FUND	3	±7.50	35	±25.0	80	-910	1.0	3.0	650//2.2	-30 to +80	4
96SMF453A7.5-4P	45.30	FUND	3	±3.75	30	±12.5	80	-910	1.0	4.0	350//6.5	-30 to +80	4
96SMF472A15-4P	47.25	FUND	3	±7.50	35	±27.0	70	-910	1.0	3.0	800//1.7	-30 to +80	4
96SMF499A11-4P	49.95	FUND	3	±5.35	40	±20.0	80	-910	1.0	4.0	680//3.2	-30 to +80	4
96SMF508A11-4P	50.85	FUND	3	±5.50	20	±12.5	80	-910	1.0	4.0	600//2.5	-30 to +80	4
96SMF7005A20-4P	70.05	3rd	3	±10.0	20	±25.0	70	-910	1.0	4.0	2500// -1.0	-30 to +80	4
96SMF733A13-4P	73.35	3rd	3	±6.50	30	±20.0	70	-910	1.0	4.0	1700// -0.6	-30 to +80	4

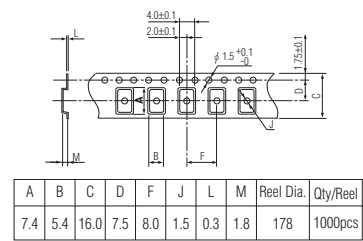
PACKAGE DATA

Item	Package	96SMF
Lid		Metal
Base		Ceramic
Sealing		Seam
Terminal		Tungsten (metalized)
Terminal plating		Gold / Nickel (surface/under)
RoHS		Compliant (Pb-free)


96SMF



TAPE SPECIFICATIONS



96SMF



SOLDERING PATTERN

