





## 5HX2 REFERENCE SPECIFICATIONS

Center Frequency fo (±5%) (MHz)	Tunable Range (±MHz)	Insertion Loss max. (dB)	Bandwidth (-1.0dB) min. (MHz)	Ripple max. (dB)	Attenuation		Impedance (In/Out) (Ω)	Operating Temperature (°C)
					fo-( )MHz	fo+( )MHz		
					dB Typ.(MHz)	dB Typ.(MHz)		
350	10	6.5	6.0	1.0	25 (50)	20 (50)	50	-10 to +50
400	10	6.0	6.0	1.0	25 (50)	20 (50)	50	-10 to +50
430	10	5.5	6.0	1.0	25 (50)	20 (50)	50	-10 to +50
435	10	5.5	6.0	1.0	25 (50)	20 (50)	50	-10 to +50
445	10	5.0	6.0	1.0	25 (50)	20 (50)	50	-10 to +50
500	10	5.0	6.0	1.0	25 (50)	15 (50)	50	-10 to +50
550	10	5.0	6.0	1.0	25 (50)	15 (50)	50	-10 to +50
600	10	5.0	6.0	1.0	18 (50)	13 (50)	50	-10 to +50
700	10	5.0	6.0	1.0	16 (100)	12 (100)	50	-10 to +50
800	10	5.0	6.0	1.0	13 (100)	10 (100)	50	-10 to +50




## 5HX3 REFERENCE SPECIFICATIONS

Center Frequency fo (±5%) (MHz)	Tunable Range (±MHz)	Insertion Loss max. (dB)	Bandwidth (-1.0dB) min. (MHz)	Ripple max. (dB)	Attenuation		Impedance (In/Out) (Ω)	Operating Temperature (°C)
					fo-( )MHz	fo+( )MHz		
					dB Typ.(MHz)	dB Typ.(MHz)		
350	10	10.0	6.0	1.0	40 (50)	35 (50)	50	-10 to +50
370	10	9.0	6.0	1.0	40 (50)	35 (50)	50	-10 to +50
400	10	8.0	6.0	1.0	40 (50)	30 (50)	50	-10 to +50
445	10	8.0	6.0	1.0	40 (50)	25 (50)	50	-10 to +50
470	10	8.0	6.0	1.0	30 (50)	22 (50)	50	-10 to +50
500	10	8.0	6.0	1.0	30 (50)	20 (50)	50	-10 to +50
600	10	8.0	6.0	1.0	25 (50)	18 (50)	50	-10 to +50
700	10	8.0	6.0	1.0	25 (100)	15 (100)	50	-10 to +50
800	10	8.0	6.0	1.0	20 (100)	15 (100)	50	-10 to +50




## 5H2 REFERENCE SPECIFICATIONS

Center Frequency fo (±5%) (MHz)	Tunable Range (±MHz)	Insertion Loss max. (dB)	Bandwidth (-1.0dB) min. (MHz)	Ripple max. (dB)	Attenuation		Impedance (In/Out) (Ω)	Operating Temperature (°C)
					fo-( )MHz	fo+( )MHz		
					dB Typ.(MHz)	dB Typ.(MHz)		
250~	10	4.5	4.0	1.0	40 (50)	35 (50)	50	-10 to +50
350~	10	4.0	4.0	1.0	40 (50)	30 (50)	50	-10 to +50
400~	10	4.0	4.0	1.0	35 (50)	25 (50)	50	-10 to +50
450~	10	4.0	4.0	1.0	30 (50)	23 (50)	50	-10 to +50
500~	10	4.0	4.0	1.0	25 (50)	20 (50)	50	-10 to +50
550~	10	4.0	4.0	1.0	25 (50)	18 (50)	50	-10 to +50
600~	10	4.0	4.0	1.0	22 (50)	15 (50)	50	-10 to +50
700~	10	4.5	4.0	1.0	25 (100)	18 (100)	50	-10 to +50
800~900	10	4.5	4.0	1.0	20 (100)	15 (100)	50	-10 to +50




## ●5H3 REFERENCE SPECIFICATIONS

Center Frequency fo (±5%) (MHz)	Tunable Range (±MHz)	Insertion Loss max. (dB)	Bandwidth (-1.0dB) min. (MHz)	Ripple max. (dB)	Attenuation		Impedance (In/Out) (Ω)	Operating Temperature (°C)
					fo-( )MHz dB Typ.(MHz)	fo+( )MHz dB Typ.(MHz)		
250~	10	5.5	4.0	1.0	50 (50)	40 (50)	50	-10 to +50
350~	10	5.0	4.0	1.0	45 (50)	35 (50)	50	-10 to +50
400~	10	5.0	4.0	1.0	45 (50)	35 (50)	50	-10 to +50
450~	10	5.0	4.0	1.0	45 (50)	35 (50)	50	-10 to +50
500~	10	5.0	4.0	1.0	40 (50)	32 (50)	50	-10 to +50
550~	10	5.0	4.0	1.0	35 (50)	30 (50)	50	-10 to +50
600~	10	5.0	4.0	1.0	35 (50)	25 (50)	50	-10 to +50
700~	10	5.5	4.0	1.0	30 (100)	20 (100)	50	-10 to +50
800~1000	10	5.5	4.0	1.0	25 (100)	20 (100)	50	-10 to +50



## ●7H2 REFERENCE SPECIFICATIONS

Center Frequency fo (±5%) (MHz)	Tunable Range (±MHz)	Insertion Loss max. (dB)	Bandwidth (-1.0dB) min. (MHz)	Ripple max. (dB)	Attenuation		Impedance (In/Out) (Ω)	Operating Temperature (°C)
					fo-( )MHz dB Typ.(MHz)	fo+( )MHz dB Typ.(MHz)		
110~	5	4.5	4.0	1.0	40 (50)	35 (50)	50	-10 to +50
200~	10	4.0	4.0	1.0	40 (50)	30 (50)	50	-10 to +50
300~	10	3.5	4.0	1.0	35 (50)	25 (50)	50	-10 to +50
400~	10	3.5	4.0	1.0	30 (50)	23 (50)	50	-10 to +50
450~	10	3.5	4.0	1.0	30 (50)	22 (50)	50	-10 to +50
500~	10	3.5	4.0	1.0	25 (50)	18 (50)	50	-10 to +50
600~	10	3.5	4.0	1.0	22 (50)	15 (50)	50	-10 to +50
700~	10	3.5	4.0	1.0	17 (50)	13 (50)	50	-10 to +50
800~900	10	3.5	4.0	1.0	8 (50)	5 (50)	50	-10 to +50




## ●7H3 REFERENCE SPECIFICATIONS

Center Frequency fo (±5%) (MHz)	Tunable Range (±MHz)	Insertion Loss max. (dB)	Bandwidth (-1.0dB) min. (MHz)	Ripple max. (dB)	Attenuation		Impedance (In/Out) (Ω)	Operating Temperature (°C)
					fo-( )MHz dB Typ.(MHz)	fo+( )MHz dB Typ.(MHz)		
110~	5	5.0	4.0	1.0	50 (50)	40 (50)	50	-10 to +50
200~	10	5.0	4.0	1.0	45 (50)	35 (50)	50	-10 to +50
300~	10	4.0	4.0	1.0	45 (50)	35 (50)	50	-10 to +50
400~	10	4.0	4.0	1.0	40 (50)	35 (50)	50	-10 to +50
450~	10	4.0	4.0	1.0	40 (50)	30 (50)	50	-10 to +50
500~	10	4.0	4.0	1.0	30 (50)	25 (50)	50	-10 to +50
600~	10	4.0	4.0	1.0	25 (50)	20 (50)	50	-10 to +50
700~	10	4.0	4.0	1.0	20 (50)	15 (50)	50	-10 to +50
800~1000	10	4.0	4.0	1.0	15 (50)	10 (50)	50	-10 to +50



## 10H2 REFERENCE SPECIFICATIONS

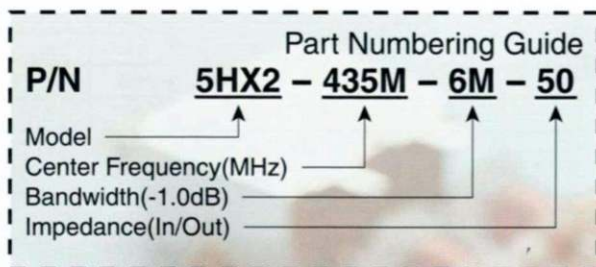
Center Frequency fo (±5%) (MHz)	Tunable Range (±MHz)	Insertion Loss max. (dB)	Bandwidth (-1.0dB) min. (MHz)	Ripple max. (dB)	Attenuation		Impedance (In/Out) (Ω)	Operating Temperature (°C)
					fo-( )MHz dB Typ.(MHz)	fo+( )MHz dB Typ.(MHz)		
80~	5	2.5	4.0	1.0	35 (50)	35 (50)	50	-10 to +50
100~	5	2.5	4.0	1.0	35 (50)	30 (50)	50	-10 to +50
200~	10	3.0	4.0	1.0	35 (50)	25 (50)	50	-10 to +50
300~	10	3.0	4.0	1.0	30 (50)	23 (50)	50	-10 to +50
400~	10	3.0	4.0	1.0	25 (50)	20 (50)	50	-10 to +50
500~	10	3.0	4.0	1.0	25 (50)	18 (50)	50	-10 to +50
600~	10	3.0	4.0	1.0	22 (50)	15 (50)	50	-10 to +50
700~	10	3.0	4.0	1.0	15 (50)	10 (50)	50	-10 to +50
800~900	10	3.0	4.0	1.0	8 (50)	5 (50)	50	-10 to +50



## 10H3 REFERENCE SPECIFICATIONS

Center Frequency fo (±5%) (MHz)	Tunable Range (±MHz)	Insertion Loss max. (dB)	Bandwidth (-1.0dB) min. (MHz)	Ripple max. (dB)	Attenuation		Impedance (In/Out) (Ω)	Operating Temperature (°C)
					fo-( )MHz dB Typ.(MHz)	fo+( )MHz dB Typ.(MHz)		
80~	5	4.5	4.0	1.0	50 (50)	40 (50)	50	-10 to +50
100~	5	4.0	4.0	1.0	45 (50)	35 (50)	50	-10 to +50
200~	10	4.0	4.0	1.0	45 (50)	35 (50)	50	-10 to +50
300~	10	4.0	4.0	1.0	45 (50)	35 (50)	50	-10 to +50
400~	10	4.0	4.0	1.0	40 (50)	30 (50)	50	-10 to +50
500~	10	4.0	4.0	1.0	35 (50)	25 (50)	50	-10 to +50
600~	10	3.5	4.0	1.0	30 (50)	20 (50)	50	-10 to +50
700~	10	3.5	4.0	1.0	20 (50)	15 (50)	50	-10 to +50
800~1000	10	3.5	4.0	1.0	15 (50)	10 (50)	50	-10 to +50

# HELICAL FILTERS



**Wolfgang Knap**  
Gesellschaft m.b.H. & Co.KG  
INDUSTRIELEKTRONIK

1130 Vienna, Austria  
Lilienberggasse 13  
Tel.: +43-1-403 08 12  
Fax: +43-1-408 72 13  
e-mail: info@knap.at  
http://www.knap.at