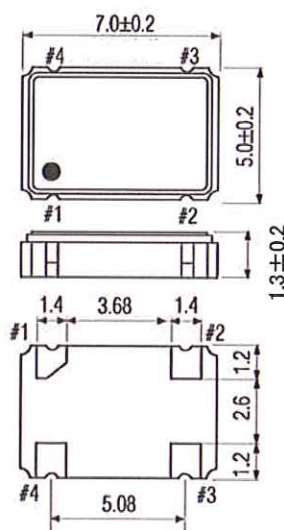
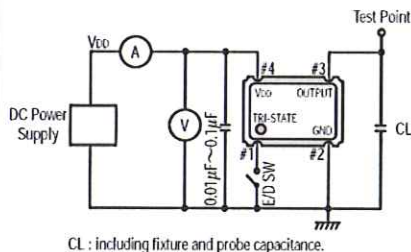
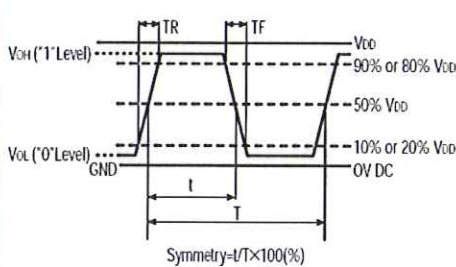


1. Part No. : 97SMO
2. Output frequency : 125.0000 MHz
3. Frequency range : 110.0000 MHz to 145.0000 MHz
4. Frequency stability :
 - 97SMO(3.3VL): ±100 ppm
 - 97SMO(3.3VM): ±50 ppm
 - 97SMO(3.3VN): ±30 ppm
 - 97SMO(3.3VP): ±25 ppm
 - 97SMO(3.3VQ): ±20 ppm
5. Operating Conditions
 - Operating temperature : 0°C to +70°C (Standard)
-40°C to +85°C (W)
 - Storage temperature : -55°C to +125°C
 - Input voltage (VDD) : +3.3V DC ±5% (+1.8V, +2.5V & +3.0V available)
 - Tri-state control voltage : 70%VDD min. (ViH)
30%VDD max. (ViL)
6. Input current : 20 mA max. (10.4 mA, Typ.at F=125.0000 MHz & VDD=+3.3V)
7. Stand-by current : 10 μA max. (Pin #1=L)
8. Output (0°C to +70°C)
 - Symmetry : 45% to 55% 1/2 at VDD level
 - Rise and fall times : 3 ns max. (0.45 ns, Typ. at F=125.0000 MHz)
(20%VDD to 80%VDD level)
 - "0" level : VOL: 0.4V max.
 - "1" level : VOH: VDD-0.4V min.
 - Output load : CMOS 15 pF max.
9. Start-up time : 3 ms max. (1 ms, Typ.)
10. Aging : ±5 ppm max. at +25°C ±3°C for first year
11. Disable phase delay time : 50 ns max.
12. Enable phase delay time : 3 ms max. (1 ms, Typ.)
13. RMS jitter (12 kHz to 20 MHz band): 1 ps max.
14. Reflow soldering condition : +250°C ±10°C for 10 seconds (reflow soldering)
+170°C ±10°C for 1 or 2 minutes (preheating)
15. Outline dimensions : See below

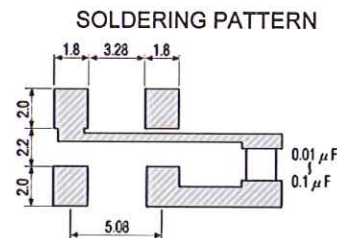
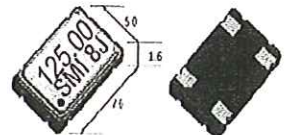


97SMO(K)
RoHS(Pb-free)

OSC WITH TRI-STATE

PIN	CONNECTION
1	"L" OPEN or "H"
2	GND
3	Z OUTPUT
4	VDD

Z : high impedance



mm