

DA PowerCool Series, DA-045-12-02

Thermoelectric Assembly



POWERCOOL SERIES DIRECT-TO-AIR THERMOELECTRIC ASSEMBLY

The DA PowerCool Series is a Direct-to-Air thermoelectric assembly (TEA) that uses impingement flow to transfer heat. It offers dependable, compact performance by cooling objects via conduction. Heat is absorbed through a cold plate and dissipated through a high density heat exchanger equipped with an air ducted shroud and brand name fan. The thermoelectric modules are custom designed to achieve a high coefficient of performance (COP) to minimize power consumption. This product series is available in a wide range of cooling capacities and voltages. Custom configurations and moisture protection options are available, however, MOQ applies.

FEATURES

- Compact design
- Precise temperature control
- Reliable solid-state operation
- DC operation
- RoHS compliant

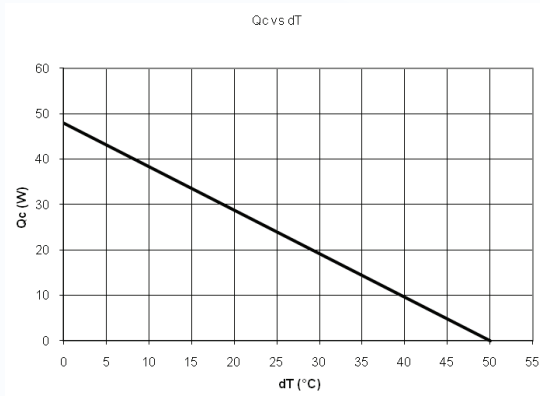
APPLICATIONS

- Analytical instrumentation
- Medical diagnostics
- Photonics laser systems
- Industrial instrumentation
- Food and beverage cooling

Specifications

Cooling Power Q_{cmax} (W)	48
Running Current (A)	6.1
Startup Current (A)	7.0
Nominal Voltage (V)	12
Max Voltage (V)	15
Power Input (W)	73
Operating Temperature (°C)	-10 to 46
Weight (kg)	1.2
MTBF (fans – hrs)	50,000
Performance Tolerance	±10%

PERFORMANCE CURVE



global solutions: local support™

Americas: +1.888.246.9050

Europe: +46.31.704.67.57

Asia: +86.755.2714.1166

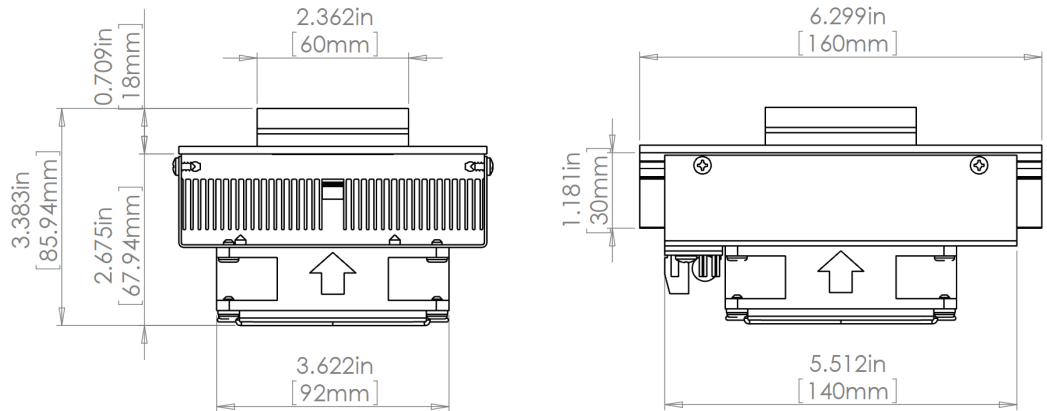
CLV-customerservice@lairdtech.com

www.lairdtech.com/thermal

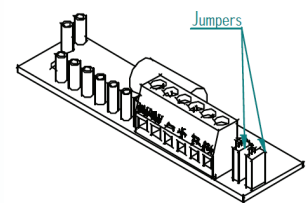
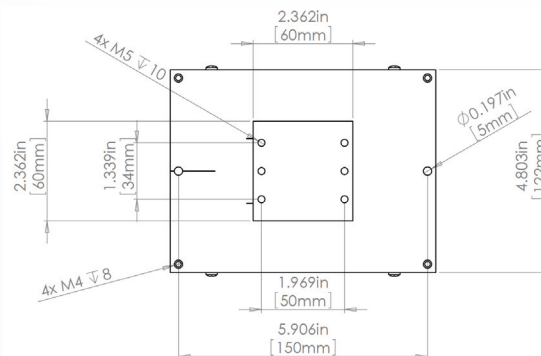
DA PowerCool Series, DA-045-12-02

Thermoelectric Assembly

ISOMETRIC DRAWINGS



MOUNTING HOLE LOCATION



NOTES

For indoor use only.
Thermally Conductive Grease enclosed.
Overheating Thermostat: $75^{\circ}\text{C} \pm 5^{\circ}\text{C}$
on hot side heat sink surface

WIRING SCHEMATIC

Electrical connections

"+" :+ TEM
 "- " :- TEM
 "F+" :+ Fan(s)
 "F-" :- Fan(s)

To use single supply. Lift the jumpers and rotate 90° to short-cut the pin pairs. Connect the unit to "+" & "-".

Warning: Single supply not applicable in heating mode or with PWM-regulation.

THR-DS-DA-045-12-02 0810

Any information furnished by Laird Technologies, Inc. and its agents is believed to be accurate and reliable. All specifications are subject to change without notice. Responsibility for the use and application of Laird Technologies materials rests with the end user, since Laird Technologies and its agents cannot be aware of all potential uses. Laird Technologies makes no warranties as to the fitness, merchantability or suitability of any Laird Technologies materials or products for any specific or general uses. Laird Technologies shall not be liable for incidental or consequential damages of any kind. All Laird Technologies products are sold pursuant to the Laird Technologies' Terms and Conditions of sale in effect from time to time, a copy of which will be furnished upon request. © Copyright 2010 Laird Technologies, Inc. All Rights Reserved. Laird, Laird Technologies, the Laird Technologies Logo, and other marks are trade marks or registered trade marks of Laird Technologies, Inc. or an affiliate company thereof. Other product or service names may be the property of third parties. Nothing herein provides a license under any Laird Technologies or any third party intellectual property rights.