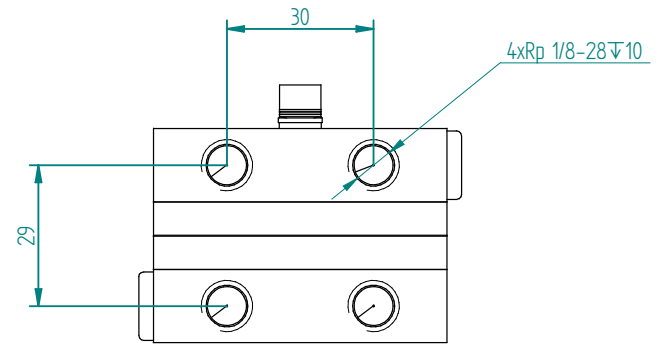


Specification (Ta=32°C)	Code	Description
Heat transfer, cold side:	L	Liquid
Heat transfer, warm side:	L	Liquid
Cascade:	-	
Cooling power: [W]	120	Calculated 136 W at dT=0°C. Tolerance: ±10%.
Voltage, nominal: [VDC]	24	24 VDC.
TEM Voltage: [VDC]		Nominal: 24 VDC, Max 30 VDC.
TEM Current: [A]		Nominal: 4.8 A, Initial: 5.2 A. All at dT=0°C. Tolerance: ±10%.
Fan(s), cold side:	0	None.
Fan(s), warm side:	0	None.
Temperature controller, sensor:	0	None.
Temperature control settings, trim options:	0	-
Additional controller information		
Temperature control position:	0	-
Options:	0	-
Overheating thermostat:		75°C ±5°C on hot side heat sink surface. Not wired in serie with TEMs. Use it to control a relay.
Operating temperature:		Max. 62°C at nominal voltage.
TE-Module(s) temperature specification:		Max. surface temperature: 80°C.
Enclosed:		Turbolators fitted in liquid channels. 4 x L-PNIPP-6-1/8



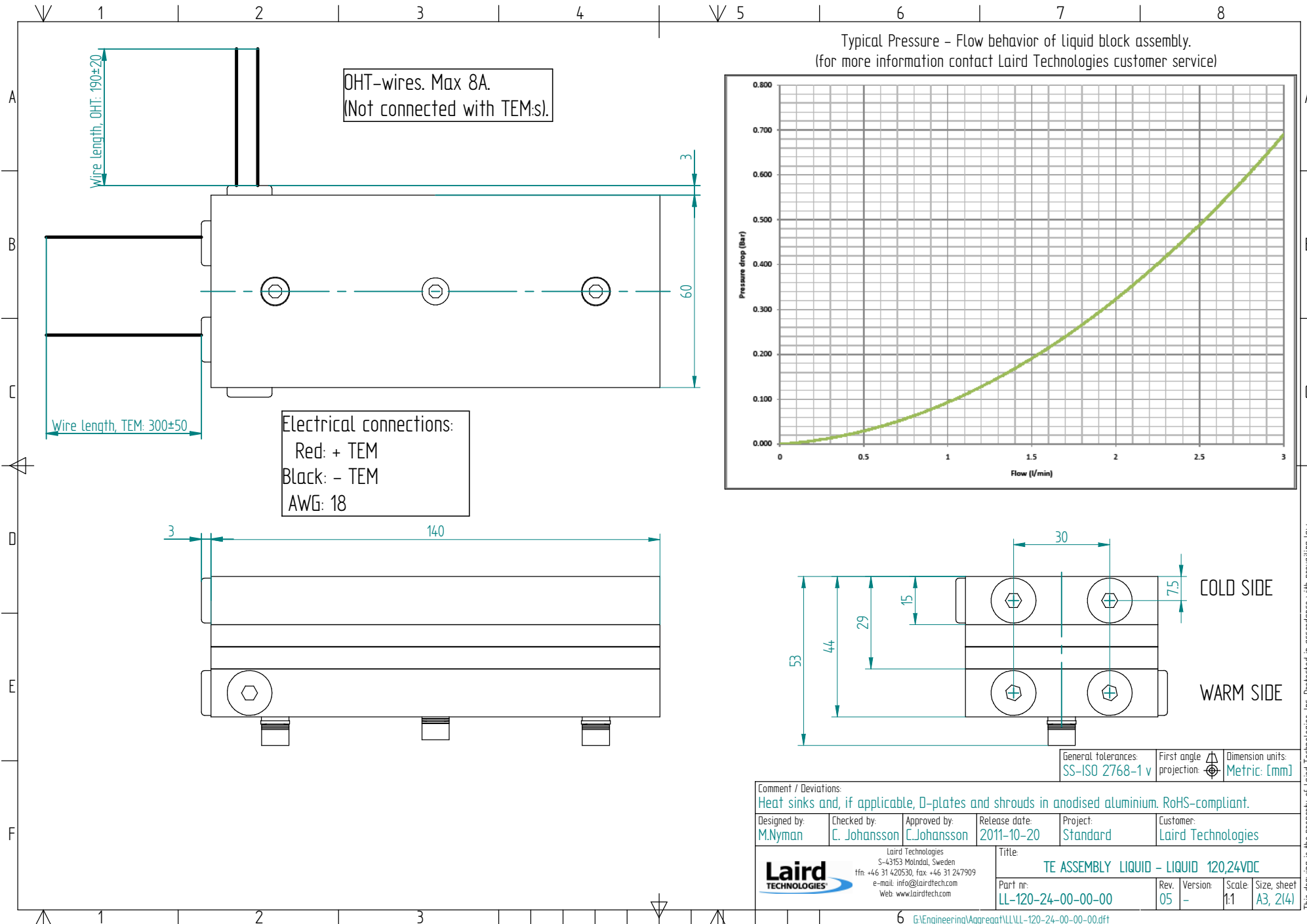
For overheating protection the cooler is equipped with a bimetal thermostat. The maximum rating for the thermostat is 8 A DC. For systems with 8 A or less the thermostat can be connected directly in series with the ThermoElectric Modules (TEM:S). Otherwise connect the TEM:S to the power source through a relay of suitable rating which state is controlled with the bimetal thermostat.

General tolerances: SS-ISO 2768-1 v	First angle projection: A	Dimension units: Metric: [mm]
--	------------------------------	----------------------------------

Note:  
Cooled liquid block needs to be isolated from air humidity to minimize risk for condensation and thermally insulated for best performance.

Hi-Pot tested 750VDC

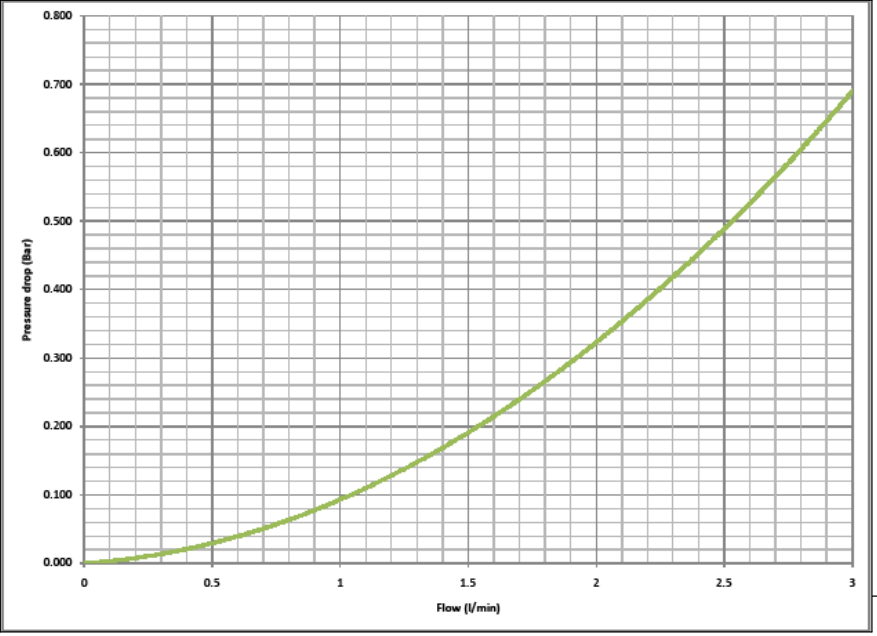
Comment / Deviations: Heat sinks and, if applicable, D-plates and shrouds in anodised aluminium. RoHS-compliant.					
Designed by: M.Nyman	Checked by: C. Johansson	Approved by: C.Johansson	Release date: 2011-10-20	Project: Standard	Customer: Laird Technologies
Laird Technologies S-43153 Mölndal, Sweden tfn: +46 31 420530, fax: +46 31 247909 e-mail: info@lairdtech.com Web: www.lairdtech.com			Title: TE ASSEMBLY LIQUID - LIQUID 120,24VDC		
Part nr: LL-120-24-00-00-00			Rev: 05	Version: -	Scale: Size, sheet 1:1 A3, 1(4)



OHT-wires. Max 8A.  
(Not connected with TEM.s).

Electrical connections:  
Red: + TEM  
Black: - TEM  
AWG: 18

Typical Pressure - Flow behavior of liquid block assembly.  
(for more information contact Laird Technologies customer service)



General tolerances: SS-ISO 2768-1 v  
First angle projection: Dimension units: Metric: [mm]

Comment / Deviations: Heat sinks and, if applicable, D-plates and shrouds in anodised aluminium. RoHS-compliant.					
Designed by: M.Nyman	Checked by: C. Johansson	Approved by: C. Johansson	Release date: 2011-10-20	Project: Standard	Customer: Laird Technologies
<p>Laird Technologies S-43153 Molndal, Sweden tfn: +46 31 420530, fax: +46 31 247909 e-mail: info@lairdtech.com Web: www.lairdtech.com</p>			Title: TE ASSEMBLY LIQUID - LIQUID 120,24VDC Part nr: LL-120-24-00-00-00		
Rev.:	Version:	Scale:	Size, sheet		
05	-	1:1	A3, 2/4		

This drawing is the property of Laird Technologies, Inc. Protected in accordance with prevailing law.