

Wolfgang Knap  
Gesellschaft m.b.H. & Co.KG





A-1130 Wien  
Lilienberggasse 13  
Tel.: +43-1-403 08 12  
Fax: +43-1-408 72 13  
e-mail: info@knap.at  
http://www.knap.at



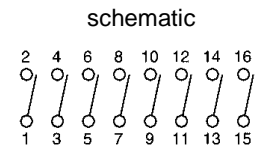
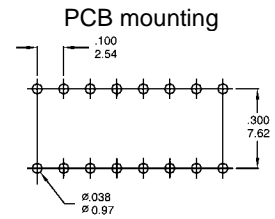
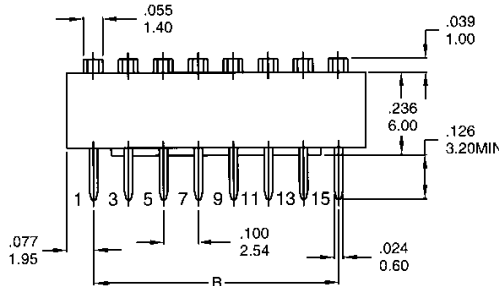
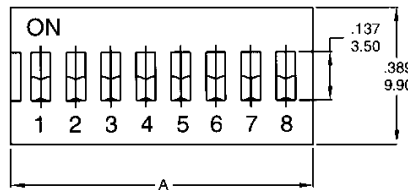
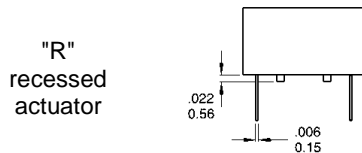
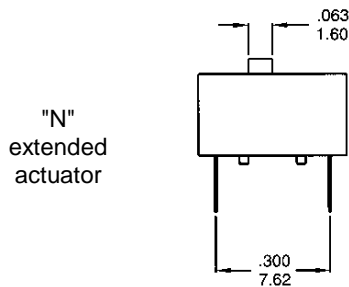
## DIP-Switch 2-12 Position

## DS Series



top tape seal option

contact rating:	switch 25 mA @ 24 VDC, carry 100 mA @ 50VDC
insulation resistance:	100 MΩ min @ 500 VDC
contact resistance:	initial 50 mΩ @ 2-4 VDC @ 100 mA after life 100 mΩ @ 2-4 VDC @ 100 mA
operating life:	2000 make-and-break cycle each circuit
operating force:	1000 gf max.
actuator travel:	2,0 mm typ.
dielectric strength:	500 V rms min @ sea level between adjacent terminals
capacitance:	5 pF max. between adjacent terminals
temperature range:	operating and storage -40 to +85°C
vibration:	MIL-STD-202F, method 201A
shock:	MIL-STD-202F, method 213B, condition A
pin plating:	gold plated
soldering recommendation:	wave +260°C for 5 s 30 W hand soldering iron +320°C for 2 s typical keep all switches in the OFF position during soldering and cleaning process!



positions	2	3	4	5	6	7	8	9	10	12
"A" (mm)	6,44	8,89	11,52	14,06	16,60	19,14	21,68	24,22	26,76	31,84
"B" (mm)	2,54	5,08	7,62	10,16	12,70	15,24	17,78	20,32	22,86	27,94

model no.	actuator	positions	color of cover	seal
DS	—	— —	—	—
	N = extended R = recessed	02, 03, 04, 05, 06, 07, 08, 09, 10, 12	(none) = red (standard) B = blue K = black	none = unsealed (standard) T = top tape seal