



SPECIFICATIONS

- RATING** : 100mA max, 42 VAC/DC
- MECHANICAL LIFE** : 1,000,000 cycles
- CONTACT RESISTANCE** : 100mΩ max.(initial)
- INSULATION RESISTANCE** : 1000MΩ min.
- DIELECTRIC STRENGTH** : 1,000 VAC
- FORCE** : 3N±0.75N
- TRAVEL** : 0.6±0.2mm
- OPERATING TEMPERATURE RANG** : -25°C~+70°C

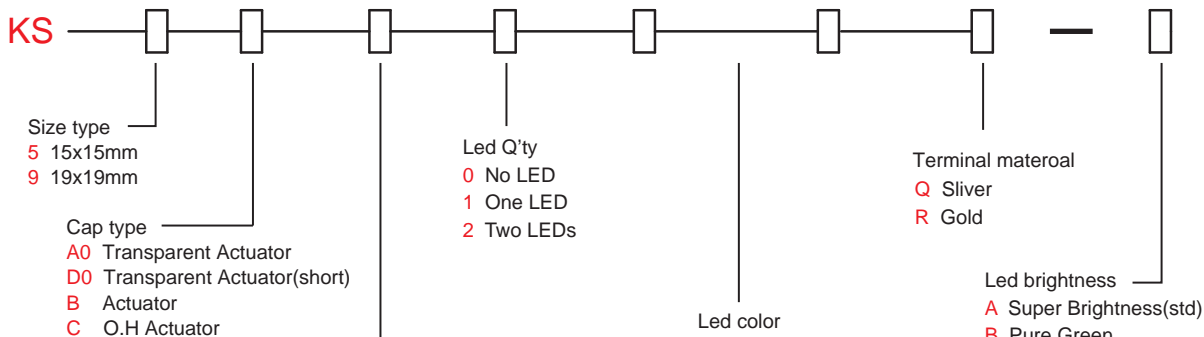
MATERIALS

- SWITCH HOUSING** : PBT
- TRANSPARENT ACTUATOR** : PC
- ACTUATOR** : ABS
- CONTACT** : Stainless
- TERMINALS** : Brass,Au or Ag plated
- TERMINAL SEAL** : Epoxy



HOW TO ORDER

MODEL NO. SIZE TYPE CAP TYPE CAP COLOR LED Q'TY 1st SET LED COLOR (B,C Type Cap Only) 2nd SET LED COLOR (A,D Type Cap Only) TERMINAL MATERIAL LED BRIGHTNESS



ITEM NO	COLOR
1	White (Std)
3	Red (Std)
4	Orange
5	Yellow
6	Green
7	Blue

* Besides standard color, other colors need to check stocks available.

ITEM NO	COLOR
0	Without LED
1	White
3	Red
5	Yellow
6	Green
7	Blue
DUAL COLOR LED	
A	Red&Pure Green
B	Yellow&Pure Green

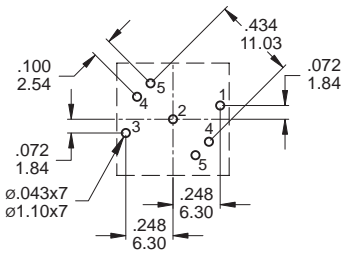
EXAMPLE:
KS5A0000R (Without LED)
KS5A020 [] R-A
 |
 LED color
KS5B [] 2 [] 0R-A
 | |
 LED color
 CAP color

KS
Tact Switches

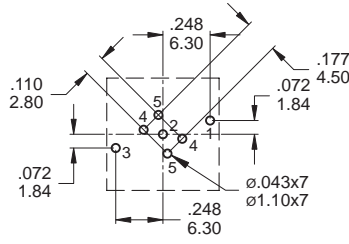
KS Series

Tact Switches (Illuminated)

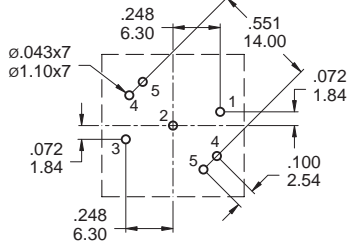
P.C.B MOUNTING / CIRCUIT



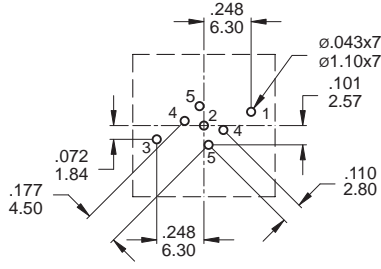
KS5A CAP Type
TOP VIEW



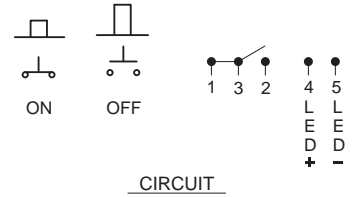
KS5B/C CAP Type
TOP VIEW



KS9A CAP Type
TOP VIEW



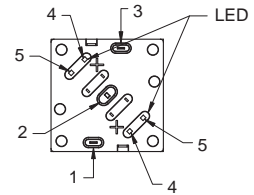
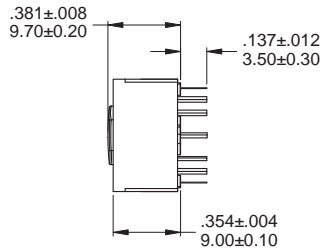
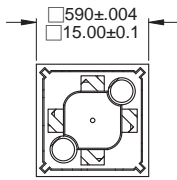
KS9B/C CAP Type
TOP VIEW



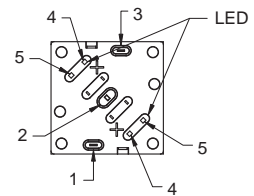
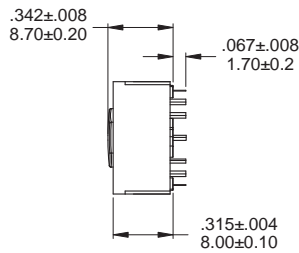
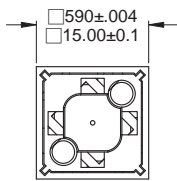
CIRCUIT

KS
Tact Switches

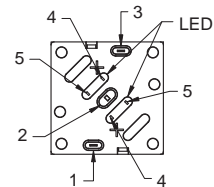
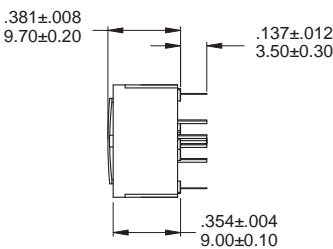
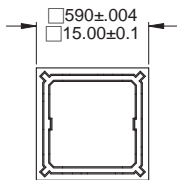
KS5A0



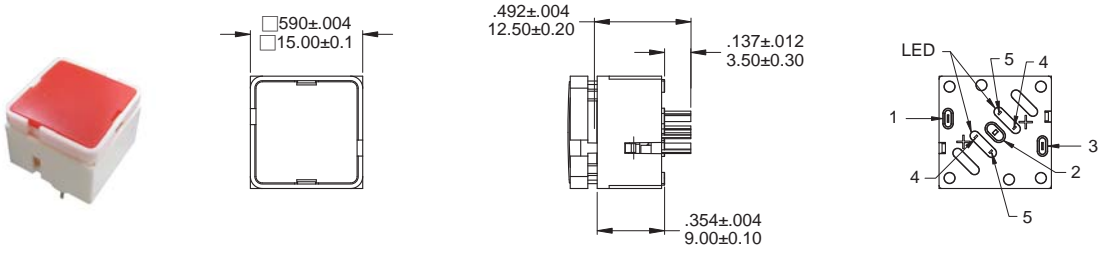
KS5D0



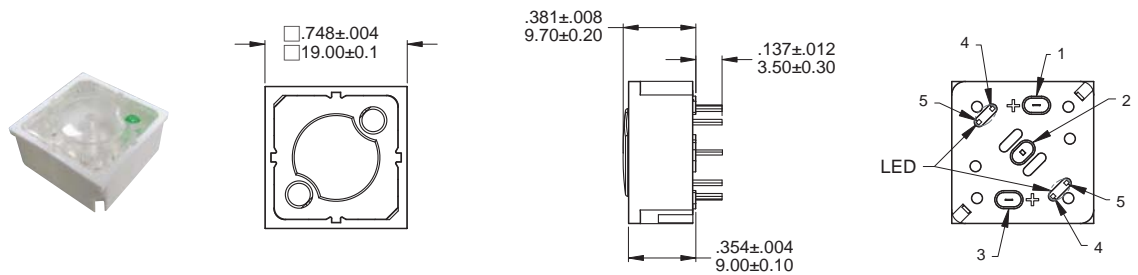
KS5B



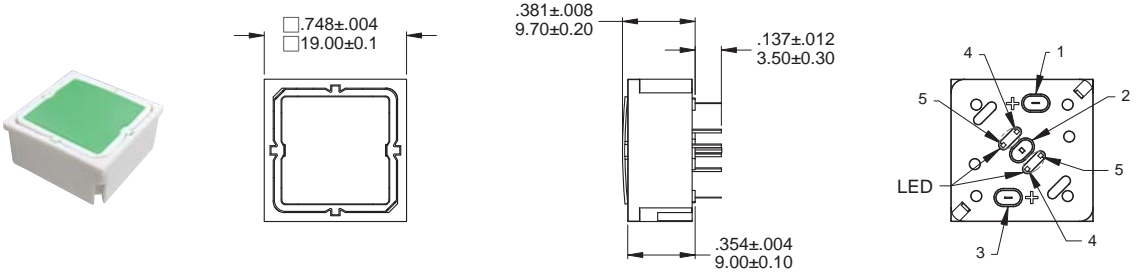
KS5C



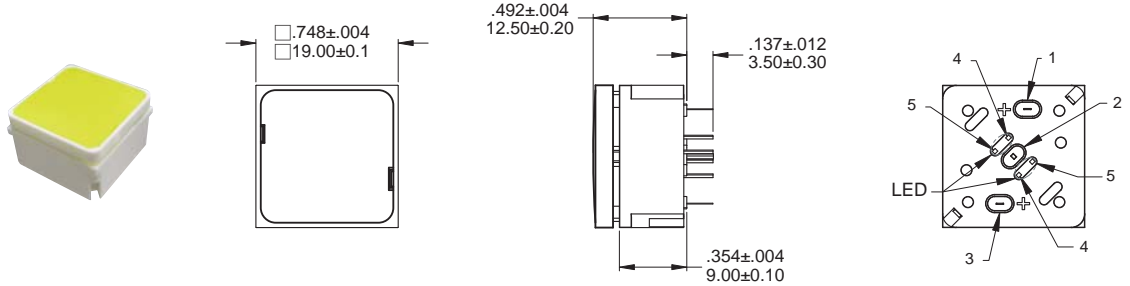
KS9A



KS9B



KS9C



KS
Tact Switches