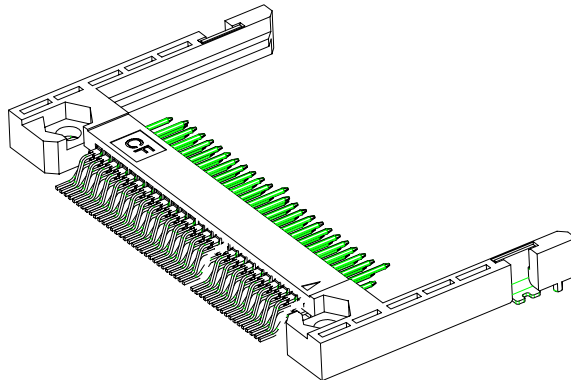


SPECIFICATION
OF
CF CONNECTOR

Model NO. : ICF5040-SANY10-00
Revision : 1.0
Issued Date : AUG. 5, 2002



HAMBURG INDUSTRIES CO., LTD.

TABLE OF CONTENTS

| <u>ARTICLE</u> | <u>PAGE</u> |
|--|-------------|
| 1 PART NUMBER , DRAWING NUMBER | 1 |
| 2 CHARACTERISTICS | 1 |
| 3 CONSTRUCTION , MATERIAL , SURFACE FINISH | 1 |
| 4 REQUIREMENT | 1 |
| 4.1 ELECTRICAL | 1 |
| 4.1.1 DIELECTRIC WITHSTANDING VOLTAGE | 1 |
| 4.1.2 CONTACT RESISTANCE..... | 1 |
| 4.1.3 INSULATION RESISTANCE..... | 1 |
| 4.2 MECHANICAL | 2 |
| 4.2.1 RETAINTION FORCE..... | 2 |
| 4.2.2 VIBRATION..... | 2 |
| 4.2.3 PHYSICAL SHOCK | 2 |
| 4.3 ENVIRONMENTAL..... | 2 |
| 4.3.1 THERMAL SHOCK..... | 2 |
| 5 OUTLINE DIMENSIONS..... | 3 |

1. PART NUMBER , DRAWING NUMBER

| PART NO | STANDOFF | PEGS | TYPE |
|-------------------|----------|------|--------|
| ICF5040-SANY10-00 | 0 mm | 4 | NORMAL |

2. CHARACTERISTICS

Current Rating: 0.5 A Per contact

Contact Resistance: 40 mΩ max.

Insulation Resistance: 1000 M Ω min

Withstanding Voltage: 500 V A.C.

3. CONSTRUCTION , MATERIAL , SURFACE FINISH

| Description | Materials | Surface Finishes or UL Grade |
|-------------|---------------------------|---|
| Insulator | Hight Temp Thermoplastics | UL94V-0 |
| Contact | Copper Alloy | Underplated: Ni Contact Area: Au Solder Area: Su/Pb |
| Latch | Copper Alloy | Underplated: Ni Overall: Su/Pb |

4. REQUIREMENT

4.1 Electrical

4.1.1 Dielectric Withstanding Voltage

Condition 500V A.C. between adjacent one minute.

Requirement: No physical damage

4.1.2 Contact Resistance

Condition: 100 mA test current and 20 mV open circuit voltage.

Requirement: Initial -- 40 mΩ max

After test -- 60 mΩ min

4.1.3 Insulation Resistance

Condition: 500V D.C. between adjacent contacts for one minute

Requirement: Initial -- 1000 MΩ min

After test -- 100 MΩ min

4.2 Mechanical

4.2.1 Retention force

Condition: At a rate of 1 mm/s

Requirement: 1.2 kg min

4.2.2 Vibration

Condition: Frequency -- 10Hz ~ 2000Hz ~ 10Hz

Amplitude -- 3mm

Time -- 1 cycle per 3 axis (total 2 hours)

Requirement: No discontinuities of 100 ns

4.2.3 Physical Shock

Condition: Acceleration -- 50 g

Wave type -- sine wave

Time -- 11ms

Direction -- 2 cycle per $\pm X$, $\pm Y$, $\pm Z$

Time -- total 12 times

Requirement: No discontinuities of 100 ns

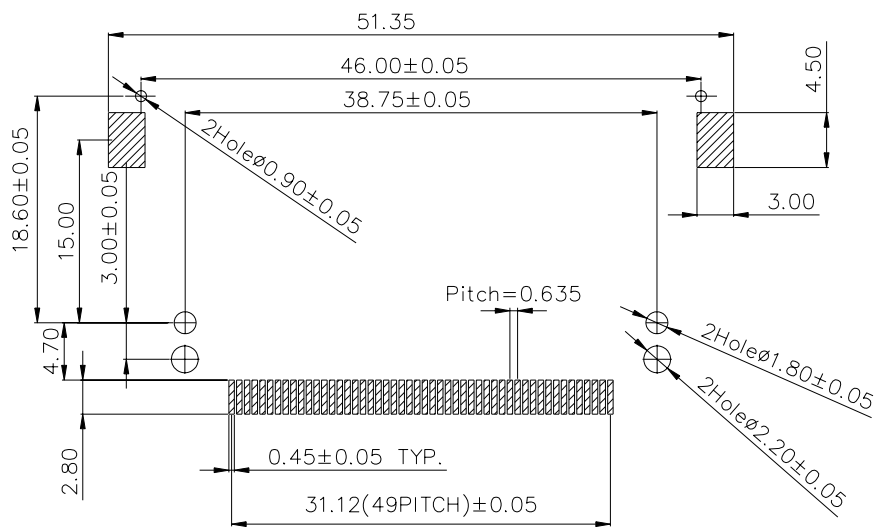
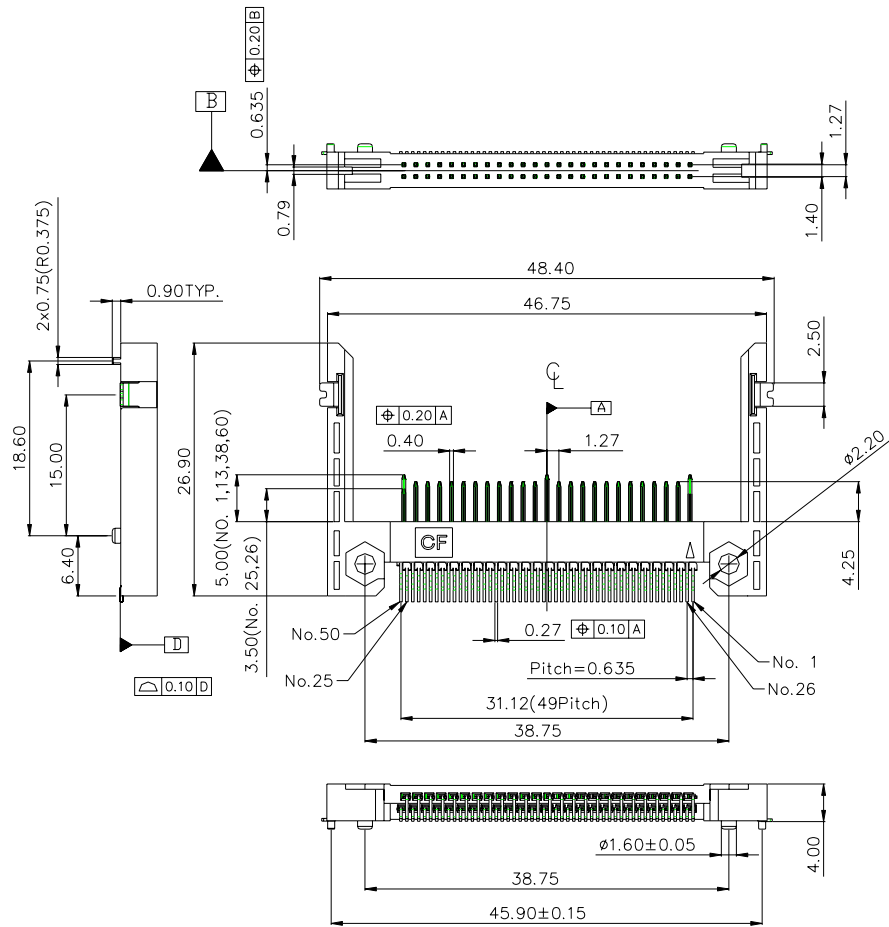
4.3 Environmental

4.3.1 Thermal Shock

Condition: Temperature -- 55°C to +85°C

Time -- 5(1 hour) cycles

5. OUTLINE DIMENSIONS



PCB LAYOUT