

TECHNICAL CHARACTERISTICS

1. General Characteristics

Dimension: 15.10L x 13.00W x 1.30H mm
 Weight: Approx. 0.25 g
 Contact principle: Friction technology
 Operating position: Shaft up / Down / Horizontal
 Mounting System: SMT Type (without post)
 Durability: 5,000 cycles min.

2. Mechanical Characteristics

Insulation material: Thermoplastic, UL 94V-0
 RoHS Directive 2011/65/EU Compliant

3. Electrical Characteristics

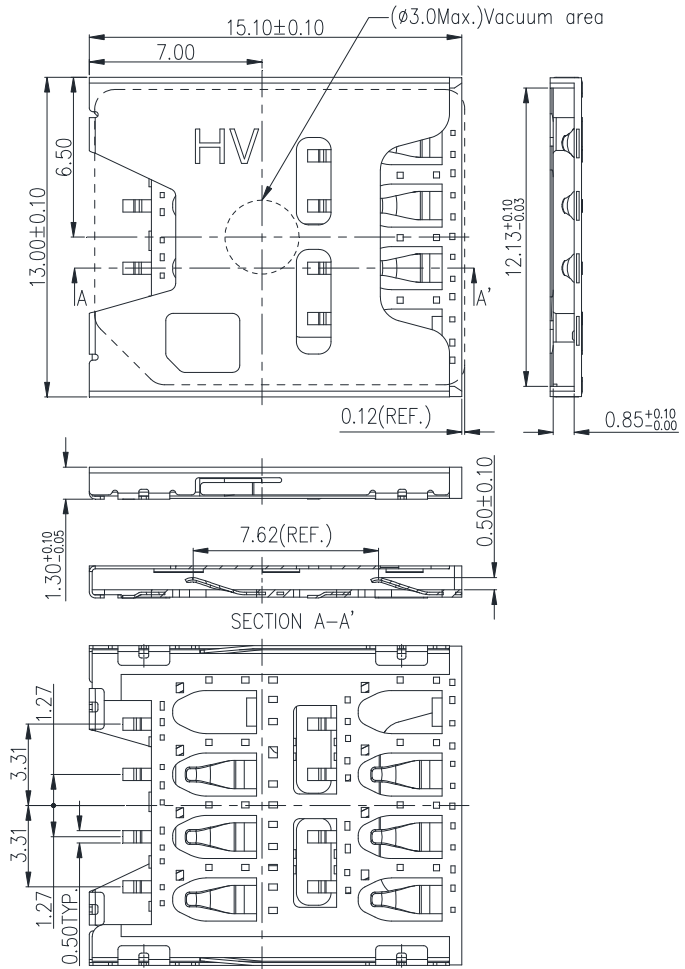
Number of contacts: 6, 8 pins (optional)
 Contact resistance: 50 mΩ typical, 100 mΩ max.
 Insulation resistance: >1000 MΩ / 500 VDC

4. Solderability

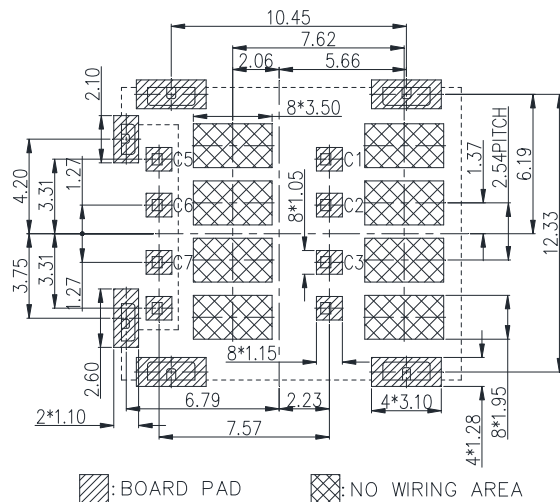
Wave: Not applicable
 IR reflow: 260°C, 10 sec. Max.
 Manual soldering: 360°C, 3 sec. Max.

5. Environmental Characteristics

Operating temperature: - 40°C ~ + 85°C
 Operating humidity: 10 % ~ 95 % RH
 Storage temperature: - 40°C ~ + 85°C
 Storage humidity: 10 % ~ 95 % RH



Unit: mm; Tolerances: ±0.15 mm
 Mechanical outline dimension



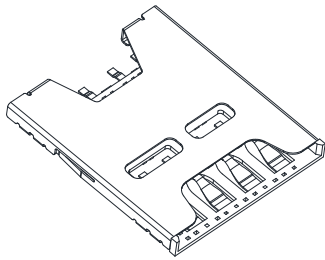
Unit: mm; Tolerances: ±0.05 mm
 Reference dimension for PCB layout

H&V Micro SIM Card Connector

Model No.: ICC-M06 6Pin

Revision: 0.91

Date: JAN. 03, 2013



TECHNICAL CHARACTERISTICS

1. General Characteristics

Dimension: 15.10L x 13.00W x 1.30H mm
 Weight: Approx. 0.25 g
 Contact principle: Friction technology
 Operating position: Shaft up / Down / Horizontal
 Mounting System: SMT Type (without post)
 Durability: 5,000 cycles min.

2. Mechanical Characteristics

Insulation material: Thermoplastic, UL 94V-0
 RoHS Directive 2011/65/EU Compliant

3. Electrical Characteristics

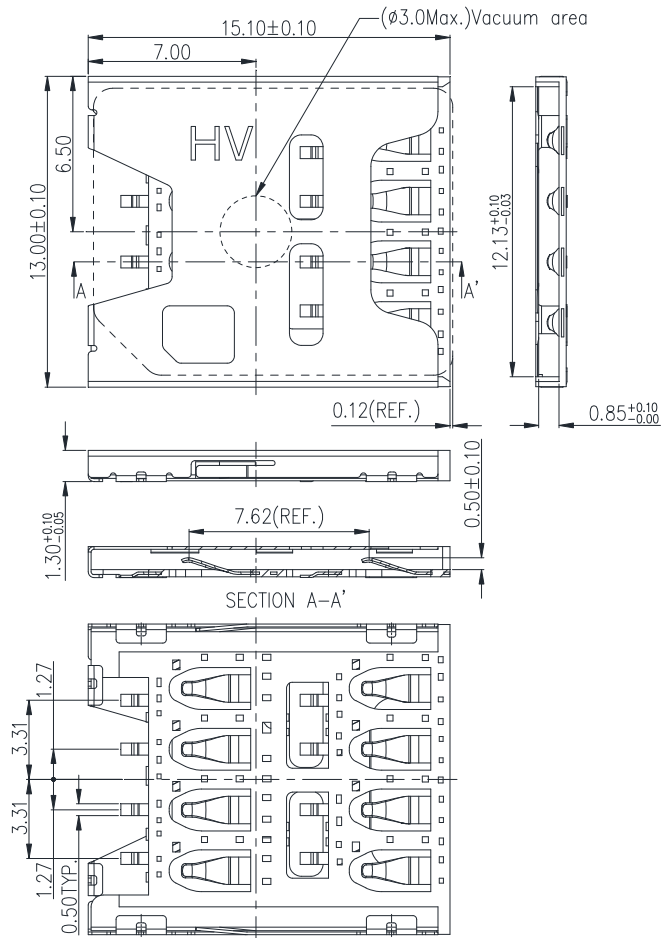
Number of contacts: 6, 8 pins (optional)
 Contact resistance: 50 mΩ typical, 100 mΩ max.
 Insulation resistance: >1000 MΩ / 500 VDC

4. Solderability

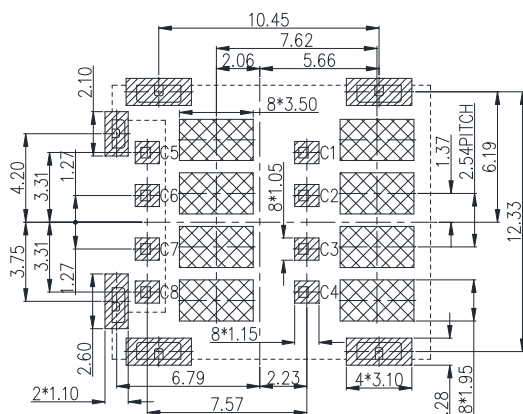
Wave: Not applicable
 IR reflow: 260°C, 10 sec. Max.
 Manual soldering: 360°C, 3 sec. Max.

5. Environmental Characteristics

Operating temperature: - 40°C ~ + 85°C
 Operating humidity: 10 % ~ 95 % RH
 Storage temperature: - 40°C ~ + 85°C
 Storage humidity: 10 % ~ 95 % RH



Unit: mm; Tolerances: ±0.15 mm
 Mechanical outline dimension



Unit: mm; Tolerances: ±0.05 mm
 Reference dimension for PCB layout

H&V Micro SIM Card Connector

Model No.: ICC-M06 8Pin

Revision: 0.91

Date: JAN. 03, 2013