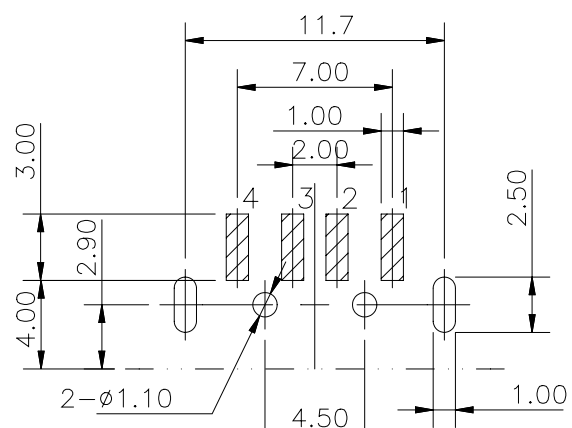
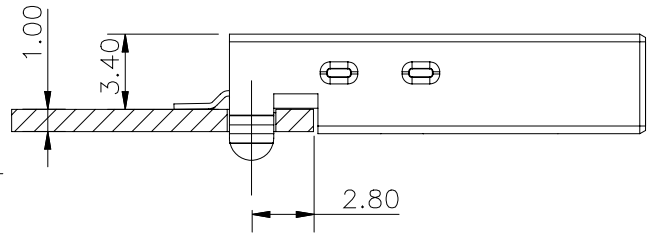
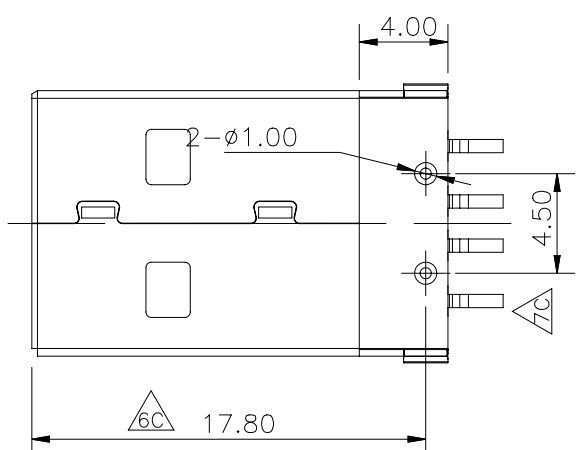
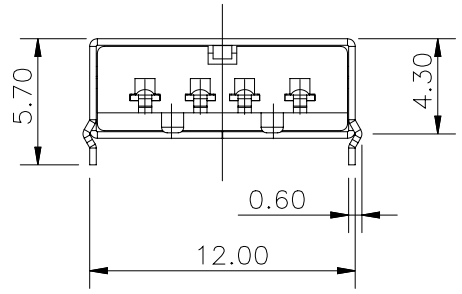
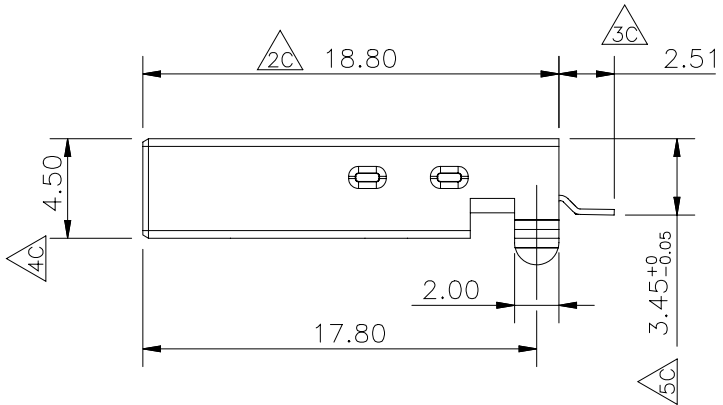
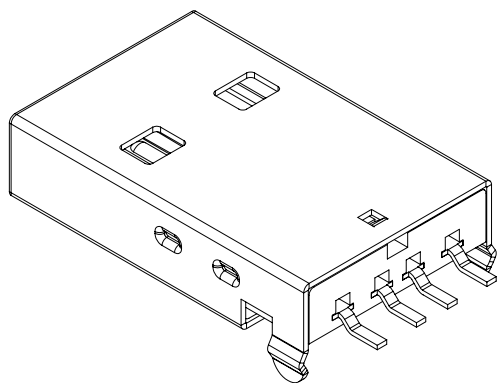


RoHS COMPLIANT



RECOMMEND P.C.B. LAYOUT

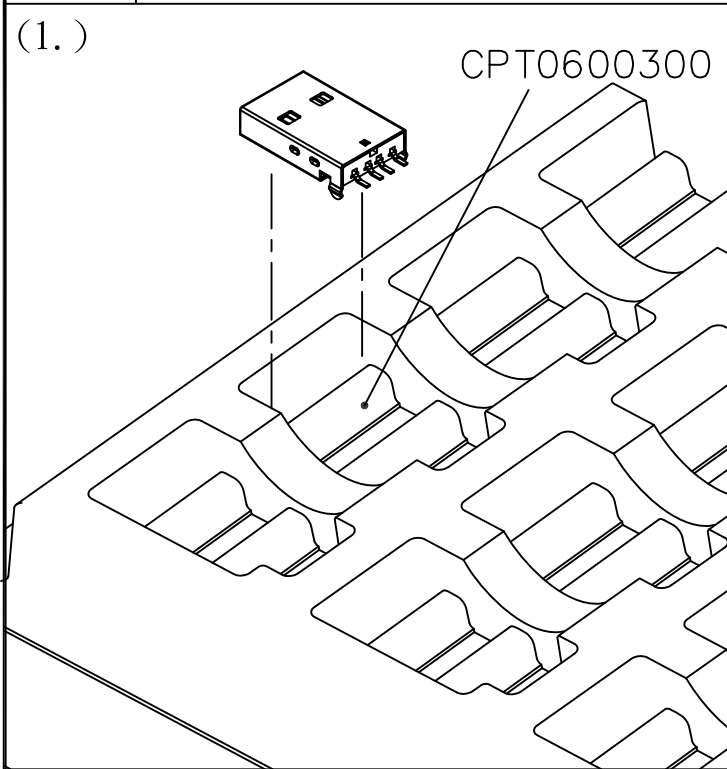
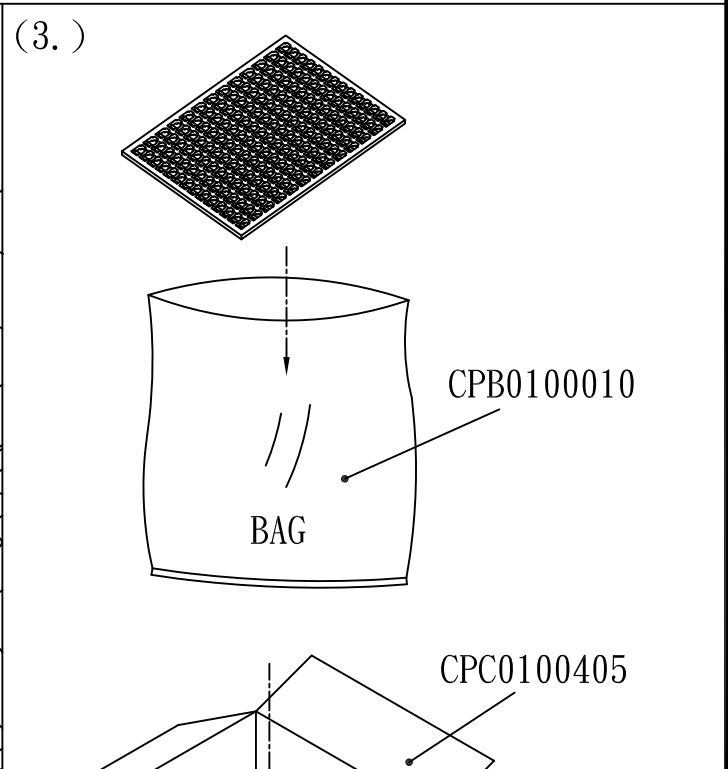
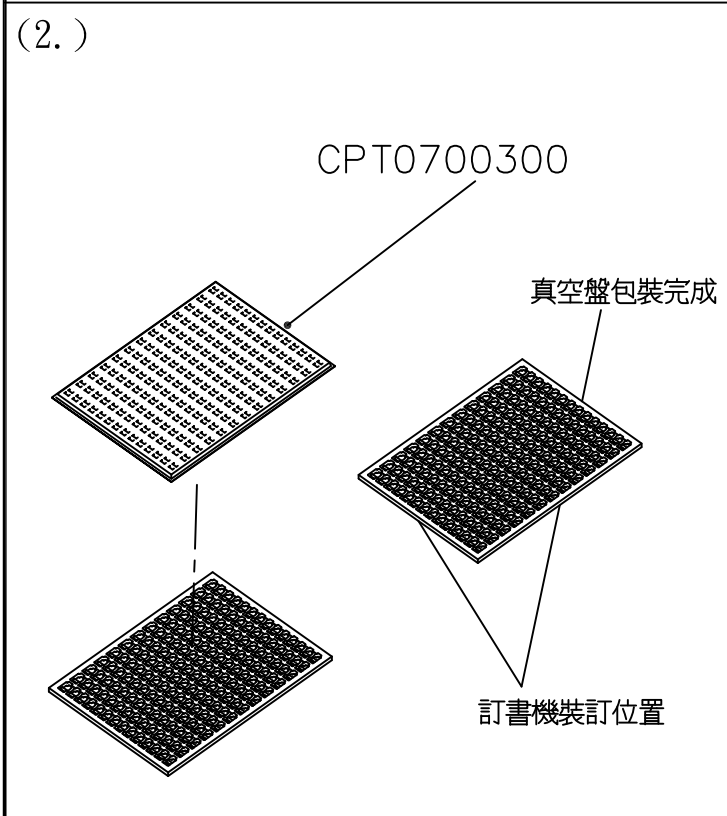
※凡標註 C 記號者，為品管檢驗之尺寸。

MATERIALS:  
 HOUSING: Thermoplastic, UL 94V-0.  
 CONTACTS: Brass.  
 PLATING:  
 (1) Gold Plating Over Nickel In Contact.  
 (2) Tin Plating Over Nickel In Solder Area.  
 SHIELD: Steel Plating Nickel.  
 P/N:  
 6150H10000(Black, Contact Area : 3u"min. Gold.)  
 6150H10030(Black, Contact Area : 30u"min. Gold.)

設計 DR. Wing 02-Dec-2009	核准 APPD. Jerry 2009-12-02	容許公差 .XXX ±0.10 .XX ±0.25 .X ±0.38 X ±0.50 ANG ±3°	TOLERANCE	品名 ARTICLE USB A TYPE PLUG(SMT)
版本說明 REVISION NOTE -----依E.302-0912003產品開發-----				圖號 DWG NO. 6150H10000
KINSUN		單位 UNIT mm		比例 SCALE 1/3
		張數 SHEET 1/1		版本 REV. A

# 慶宏電子(東莞)股份有限公司

## 包裝作業規範

主題 Subject	6150-001 系列		版本 REV.	A
<p>(1.)</p>  <p>CPT0600300</p>	<p>(3.)</p>  <p>CPB0100010</p> <p>BAG</p> <p>CPC0100405</p> <p>打包帶</p> <p>製令標籤</p> <p>唛頭標籤</p> <p>淨毛重標籤</p> <p>封箱膠帶</p>			
<p>1. 請將組立完成之成品依圖面標示方向順序放入真空盤(CPT0600300)內。</p>				
<p>(2.)</p>  <p>CPT0700300</p> <p>真空盤包裝完成</p> <p>訂書機裝訂位置</p>	<p>3. 將防水袋(CPB0100010)打開套入外箱(CPC0100405)內, 再將裝訂完成之真空盤放入外箱中(X盤)依圖示貼標籤, 以封箱膠帶封箱, 依圖示打包。</p>			
<p>2. 成品依序放入真空盤後, 蓋好上蓋(CPT0700300)於真空盤, 四面用訂書機訂針完成。</p>	<p>4. 若為不滿箱, 請用牛皮紙填充。</p>			