


## Series 800

PCB connectors 2.54 mm

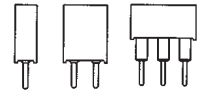
Single row / double row / triple row

Solder tail






### Receptacles, solder tail

Accept square pins  $\square 0.635$  mm  
and round pins  $\varnothing 0.70-0.80$  mm

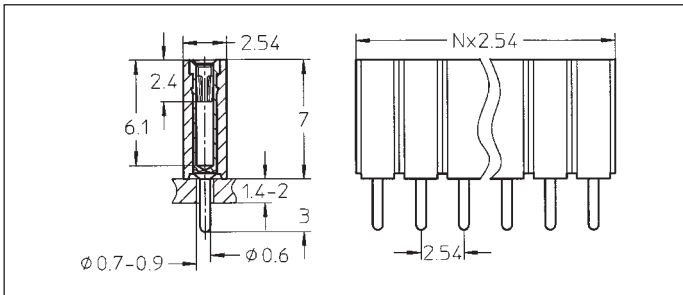


For corresponding pin connectors see  
pages 30 to 35

Platings	Sleeve 	Clip 	Pin 
91	5 $\mu$ m Sn Pb	0.25 $\mu$ m Au	
93	5 $\mu$ m Sn Pb	0.75 $\mu$ m Au	
99	5 $\mu$ m Sn Pb	5 $\mu$ m Sn Pb	

### Ordering information

Replace **xxx** with the number of poles, e.g. 803-91-**xxx**-10-001  
for a double row version with 8 pins per row becomes:  
803-91-**016**-10-001

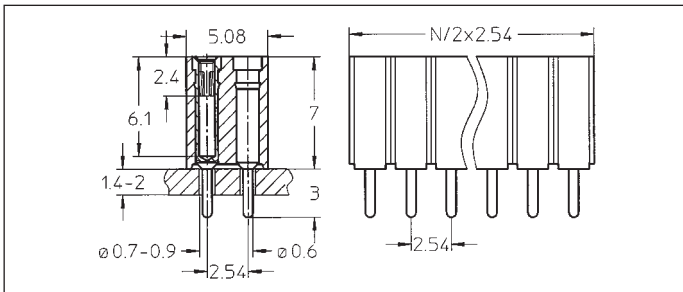


801-91-xxx-10-001  
801-93-xxx-10-001  
801-99-xxx-10-001

Straight receptacle: solder tail,  
single row

Availability from: 1 to 50 contacts  
Standard number of contacts 24,  
28, 29, 30, 36, 42, 48, 50

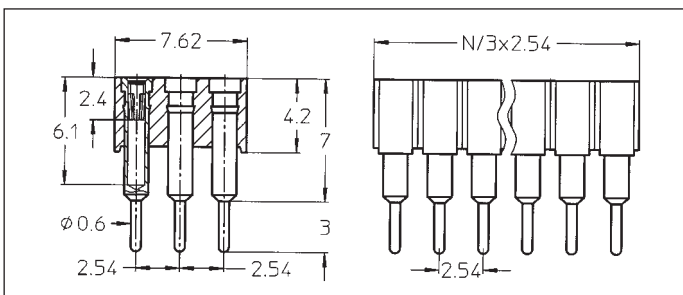
Option  
On request with clinched  
(right/left) solder tails



803-91-xxx-10-001  
803-93-xxx-10-001  
803-99-xxx-10-001

Straight receptacle: solder tail,  
double row

Availability from: 4 to 100  
contacts  
Standard number of contacts 72  
and 100



805-91-xxx-10-001  
805-93-xxx-10-001  
805-99-xxx-10-001

Straight receptacle: solder tail,  
triple row

Availability from: 9 to 96 contacts  
Standard number of contacts 96