


Socket connectors, solder tail

Technical Specs (General specs see page 17):

Insulator:	Black glass filled polyester PCT-GF30-FR
Flammability:	UL 94V-O
Sleeve:	Brass CuZn36Pb3 (C36000)
Contact clip (6 finger):	Beryllium copper (C17200)
Mating pins:	Ø 0.70 to 0.90 mm, ∇ 0.635 mm
Forces:	(polished steel gauge Ø 0.76 mm)
- Insertion	1.2 N typ.
- Withdrawal	0.6 N typ.
Mechanical life:	min 500 cycles
Rated current:	3 A
Contact resistance:	max 10 mΩ
Dielectric strength:	min 1000 V _{RMS}

For corresponding pin connectors see pages 83-93

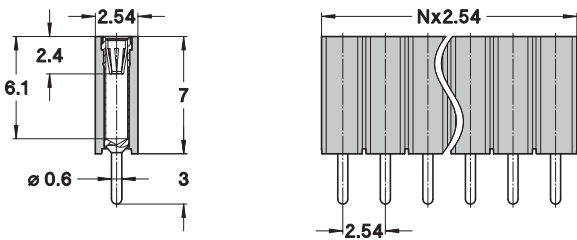


Ordering information RoHS compliant parts

PP Plating code	Sleeve	Clip
87	Tin	Gold flash
83	Tin	Gold 0.75 µm

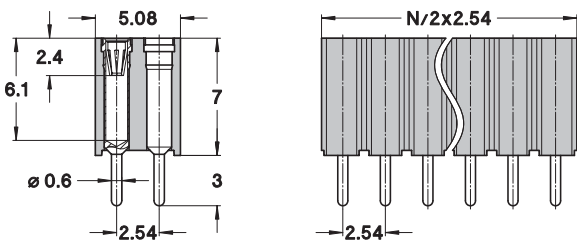
Other plating on request see page 146 for plating specs

NNN number of poles. Replace **NNN** with the requested number of poles, e.g. 803-87-**NNN**-10-001101 for a double row version with 16 pins becomes 803-87-**016**-10-001101



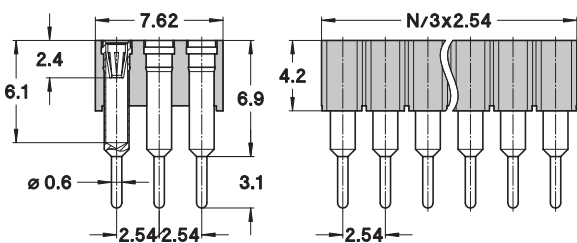
801-PP-NNN-10-001101

Straight socket connector height 7 mm: solder tail, single row
Availability from: 2 to 50 contacts
Standard number of contacts 50



803-PP-NNN-10-001101

Straight socket connector height 7 mm: solder tail, double row
Availability from: 4 to 100 contacts
Standard number of contacts 100



805-PP-NNN-10-001101

Straight socket connector height 6.9 mm: solder tail, triple row
Availability from: 9 to 96 contacts
Standard number of contacts 96

