

# 6.3Ø PHONE JACK

## Introduction

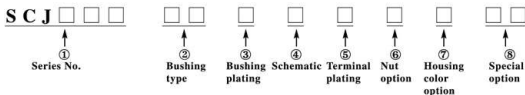
The S.C. 6.3mm Phone Jack can be used for sound systems, such as radio, cassette player audio, TV sound mixer and computer products, including multi-media system, monitor, sound card and telecommunication products.

























Our 6.3mm Phone Jack is compactly constructed jack with a number of models, we provide different types of lead wire solder terminal for panel/chassis mount, horizontal and vertical mount PCB.

There are many optional bushing types, such as fully plastic bushing, plastic bushing with metal ring outside and metal bushing. The metal bushing is available with or without metric thread type.

The S.C. Phone Jack provides a reliable and economical solution in a miniature size.

All orders can be made by part number in this catalogue, if you have any special requirement, please contact our factory for more information.




















					
SCJ 610R0	SCJ 610R3	SCJ 610M2 (Without stopper)	SCJ 610M2 (With stopper)	SCJ 614M3 (Without stopper)	SCJ 614M3 (With stopper)
					
SCJ 614M2 (Without stopper)	SCJ 614M2 (With stopper)	SCJ 615M4	SCJ 615M5	SCJ 616M4	SCJ 616M5
					
SCJ 618R0	SCJ 618R3	SCJ 620R0	SCJ 620P5	SCJ 624R0	SCJ 624P5
					
SCJ 628R0	SCJ 628R3	SCJ 628M2	SCJ 630R0**K0	SCJ 630P5**K0	SCJ 630R0**H0

## 6.3Ø PHONE JACK

					
SCJ 630P5**H0	SCJ 634R0	SCJ 634P5	SCJ 635M1*****P0	SCJ 635M6*****P0	SCJ 636M1*****P0
					
SCJ 636M6*****P0	SCJ 636P2*****P0	SCJ 636R6*****P0	SCJ 636P5*****P0	SCJ 636R0*****P0	SCJ 638R4**P0
					
SCJ 638R4**W0	SCJ 638P3**P0	SCJ 638P3**W0	SCJ 640P4**P0	SCJ 644R5**P0	SCJ 644R5**W0
					
SCJ 648M2	SCJ 649M1	SCJ 649P2	SCJ 649R6	SCJ 650M1	SCJ 650P2
					
SCJ 651M1**00	SCJ 651M1**SW	SCJ 651P2			

## 6.3Ø PHONE JACK BUSHING GUIDANCE

No.	Bushing Figure	Order Code	Bushing Material	Metal Ring	Metric Thread		Remark
					Thread	Length(L)	
1		M1	Metal	Without	Ø3/8" UNEF	8.0~8.3mm	<p>1) Figure</p> 
2		M2	Metal	Without	M9 × P0.75	7.5~8.0mm	
3		M3	Metal	Without	M9 × P0.75	4.7mm	
4	 M3 × P0.5	M4	Metal	Without	Without thread with 2 × M3 × P0.5 mounting hole		
5	 3.5 Dia	M5	Metal	Without	Without thread with 2 × 3.5 Dia mounting hole		
6		P2	Plastic	Without	Ø3/8" UNEF	8.0~8.3mm	<p>2)Bushing with metal ring</p> 
7		P3	Plastic	Without	Ø7/16" UNEF	8.4mm	
8		P4	Plastic	Without	Ø7/16" UNEF	5.0mm	
9		P5	Plastic	Without	M12 × P1.0	4.5mm	
10		R0	Plastic	With	M12 × P1.0	L= 4.5mm	
11		R3	Plastic	With	M12 × P1.0	7.5mm	<p>3)Bushing without metal ring</p> 
12		R4	Plastic	With	Ø7/16" UNEF	8.5mm	
13		R5	Plastic with hex-nut	Without	Without thread		
14		R6	Plastic	With	Ø3/8" UNEF	8.0~8.3mm	

## 6.3Ø PHONE JACK ACCESSORIES

Fig. 1) Matching Plug and Gauge Plug

Unit : m/m

	Matching Plug	Gauge Plug
MONO (2 CONDUCTORS)		
STEREO (3 CONDUCTORS)		

Fig. 2) Nut, Washer & Snap holder

Unit : m/m

Nut	Washer	Snap Holder

Order Code No.	Nut					Matching Washer			Remark
	A : Thread	Material	Finish	Dim.B	Dim.C	Dim.B	Dim.C	Dim.D	
1	M12×P1.0	Steel	Nickel	14	2	Ø18	0.5	Ø12.2	
2	M9×P0.75	Brass	Nickel	12	2	Ø12	0.4	Ø9.5	
3	M9×P0.75	Steel	Nickel	12	2	Ø13.3	0.5	Ø9.2	
4	Ø3/8"×32W	Brass	Nickel	11	2.2	Ø12	0.4	Ø9.5	
5	Ø7/16"×G20	Plastic	Black	15	4.8	Ø15.3	1.0	Ø11.3	
6	Snap holder								

S. C. PRECISION INDUSTRIAL CO., LTD.