


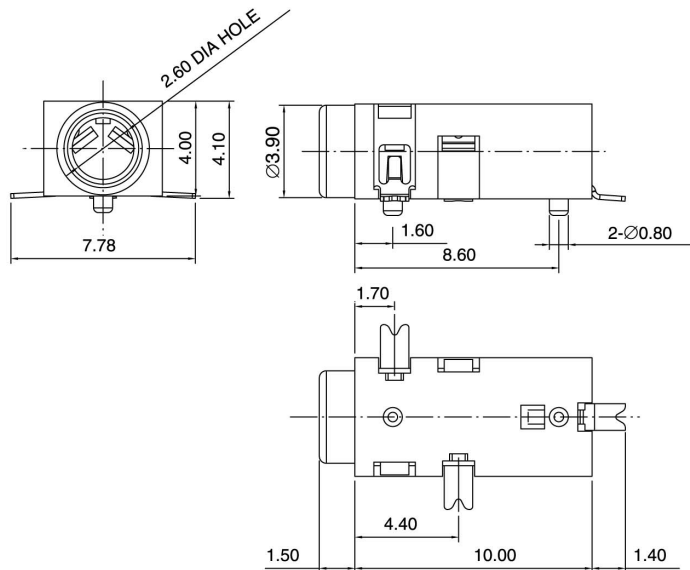
# 2.5Ø PHONE JACK

## SCJ234 SERIES

### Dimension (m/m)

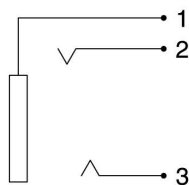


SCJ 234

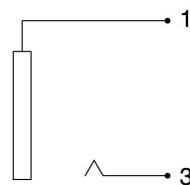


### Schematic Code No.

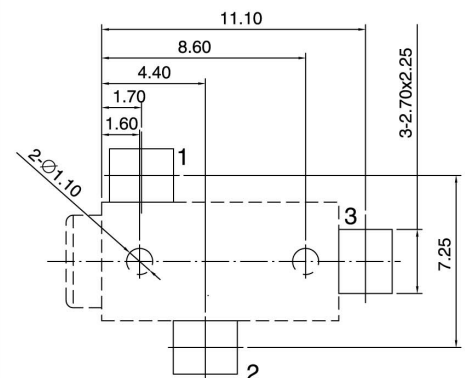
### Pin Hole Layout (Jack Bottom View)



X



Z



### Feature

The SCJ234 series is designed for surface mounting terminal with low profile type.

### Construction

- 1. Housing : Thermoplastic
- 2. Contact : Phosphor bronze
- 3. Terminal : Brass / Copper alloy

### Specification

- 1. Withstanding voltage:  
AC 500V, 60Hz for 1 minute
- 2. Insulation resistance:  
100MΩ (min.) at 50V DC
- 3. Contact resistance:  
30mΩ(max.)
- 4. Insertion & Extraction force:  
Initial : 0.4 to 2.0kgs  
After life test : 0.3 to 2.0kgs
- 5. Life test:  
5,000 cycles unloading (20-30 cycles/minute)
- 6. Humidity test is kept in 90-95%(RH) for 96 hours.

### Ordering Information

SCJ234

- ① Series No.
- ② Bushing type : "P0" only (See page A-2 for details)
- ③ Bushing plating : " 0 " only  
0 : No plating (Fully plastic bushing)
- ④ Schematic Code No.:  
X, Z
- ⑤ Terminal plating ("G" is Standard)  
T : Tin S : Silver G : Gold flash
- ⑥ Nut option : " 0 " only  
0 : Without nut
- ⑦ Housing color option  
B : Black (Standard)  
Other colors are available
- ⑧ Special option  
00 : No special option



S. C. PRECISION INDUSTRIAL CO., LTD.