
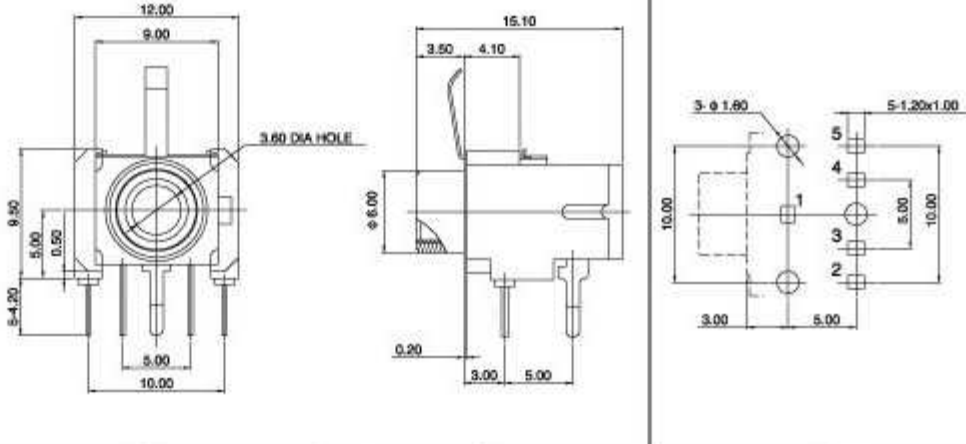
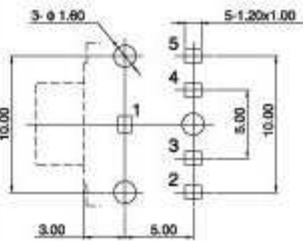



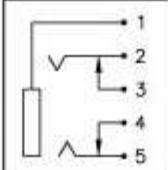
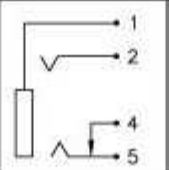
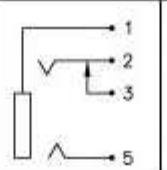
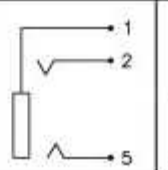
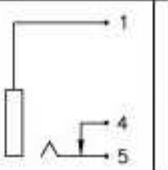
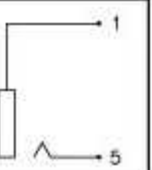

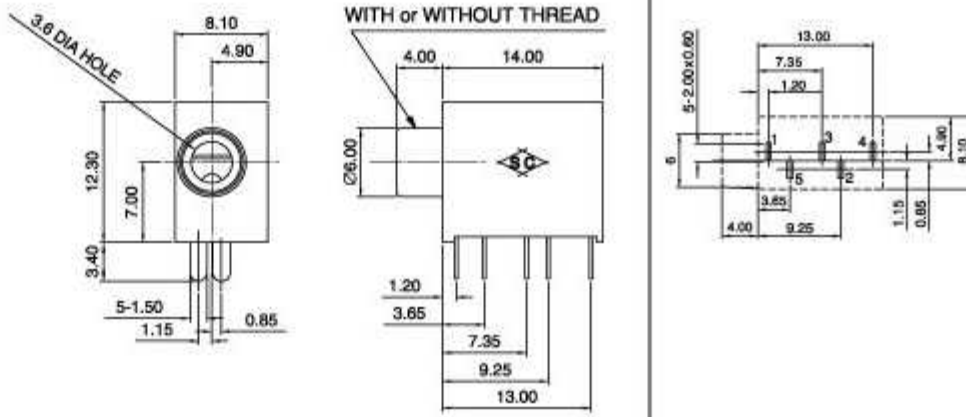
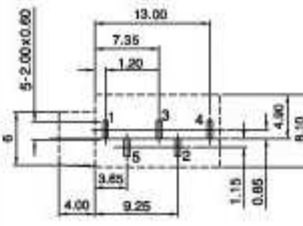





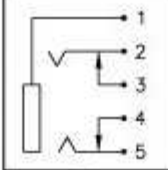
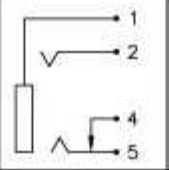
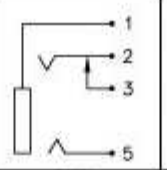
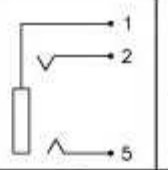
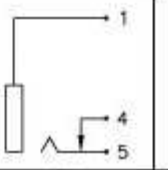
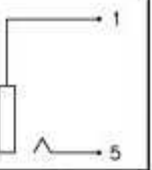




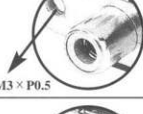









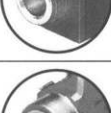

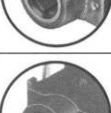
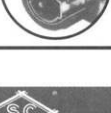


3.5Ø PHONE JACK

SCJ367 SERIES	Dimension (m/m)	Pin Hole Layout (Jack Bottom View)			
 SCJ 367M0					
 SCJ 367M1					
 SCJ 367M2					
 SCJ 367M5					
Schematic Code					
 U	 V	 W	 X	 Y	 Z

SCJ368 SERIES	Dimension (m/m)	Pin Hole Layout (Jack Bottom View)			
 SCJ 368M0					
 SCJ 368M1					
 SCJ 368R0					
 SCJ 368R1					
 SCJ 368R4					
 SCJ 368P0					
Schematic Code					
 U	 V	 W	 X	 Y	 Z

3.5Ø PHONE JACK BUSHING GUIDANCE

No.	Bushing Figure	Order Code	Bushing Construction			Typical S.C Series No.	Remark
			Material	Thread	Metal Ring		
1		M0	Metal	×	×	SCJ324, 328, 356, 354, 358, 357, 368, 369	1) Fig. I Construction diagram
2		M1	Metal	M6 × P0.5	×	SCJ310, 311, 312, 314, 319, 324, 328, 354, 356, 357, 358, 368, 369	
3		M2	Metal bushing with plastic bushing cap	×	○	SCJ324, 356, 357	 Metal ring Bushing
4		M3	Metal bushing with metal frame. Metal frame have 2 × M3 × P0.5 thread hole for panel mounting.	×	×	SCJ318	 Bushing thread
5		M4	Metal bushing with metal frame. Metal frame have 2 × 3.5 Dia thread hole for panel mounting.	×	×	SCJ318	
6		M5	Metal bushing with plastic bushing cap	×	×	SCJ356 SCJ359	2) Fig. II Bushing with metal ring type
7		M7	Metal bushing with plastic bushing cap	×	×	SCJ391 SCJ394	
8		P0	Plastic	×	×	SCJ300, 303, 306, 308, 313, 315, 316, 320, 325, 326, 327, 330, 332, 334, 335, 336, 337, 338, 339, 340, 342, 344, 345, 348, 349, 350, 351, 352, 355, 360, 361, 362, 363, 364, 368, 369, 370, 371, 372, 373, 375, 379	 With metal ring Bushing
9		P1	Plastic	M8 × P0.75	×	SCJ330 332 364	
10		R0	Plastic	×	With metal ring 1) O.D.: Ø 5.0mm ~ Ø 5.5mm	SCJ303, 313, 320, 338, 340, 348, 355, 368, 369, 374, 375, 379, 380, 400	3) Fig. III Bushing without metal ring type
11		R1	Plastic	×	With metal ring 1) O.D.: Ø 6.0mm 2) Position : Bushing outside	SCJ355 368 369 379	
12		R4	Plastic	M6 × P0.5	With metal ring 1) O.D.: Ø 5.5mm 2) Position : Bushing inside	SCJ368 369 379	 Without metal ring Bushing
13		R5	Metal	×	With metal bushing cap 1) O.D.: Ø 6.0mm 2) Position : Bushing outside	SCJ374	
14		R7	Plastic	×	With metal ring Bushing inside	SCJ376	

