

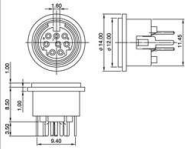
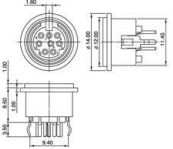














MINIATURE CIRCULAR DIN JACK

SCN570 SERIES

	Dimension (m/m)					
	SCN 570			SCN 571		
						
SCN 570						
						
SCN 571						
						
Circuit	3P	4P	5P	6P	7P	8P
Arrangement of Contact						
P.C.B Layout Jack Bottom View						
P/N	SCN 570S3 SCN 571S3	SCN 570S4 SCN 571S4	SCN 570S5 SCN 571S5	SCN 570S6 SCN 571S6	SCN 570S7 SCN 571S7	SCN 570S8 SCN 571S8

Material

- Insulator : PBT(Black,UL94V-0)
- Contact : Phosphor bronze
- Metal Shell : Copper alloy

Specification

- Rating : 100VAC 1A (max.)
12VDC 2A (max.)
- Dielectric withstanding voltage :
500VAC, 60Hz for 1 minute
- Insulation resistance (initial) :
100M Ω (min.) at 500V DC
- Contact resistance (initial) :
30m Ω (max.) at AC100mA(max.) 1KHz
- Insertion & Extraction force :
Initial : 4.5kgs (max.)
Extraction force : 0.9 to 3.0kgs

Ordering Information

SCN570

① ② ③ ④ ⑤ ⑥

- Series No.
SCN570/SCN571
- Type
S : Receptacle
- Contact No.
3 ~ 8
- Crrounding plating ("N" is standard)
T : Tin
G : Gold flash
N : Nickel
- Terminal plating ("S" is standard)
T : Tin
S : Silver
G : Gold flash
- Special option
00000 : No special option

S. C. PRECISION INDUSTRIAL CO., LTD.