


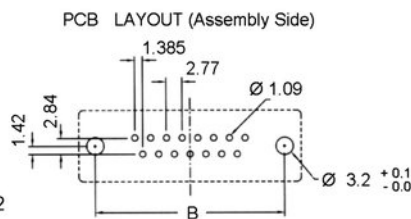
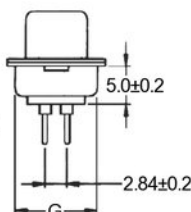
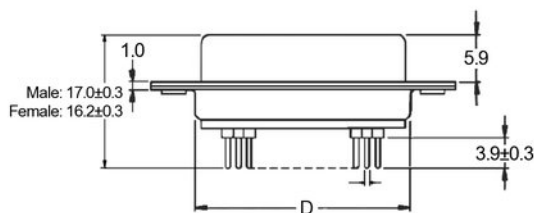
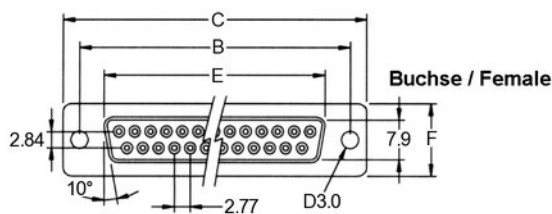
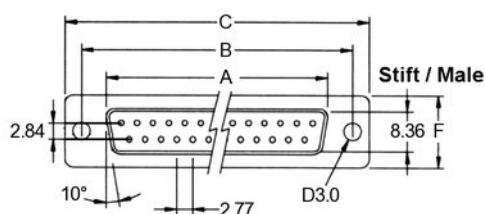
## D-Sub Steckverbinder, gerade, Lötstifte, gestanzte Kontakte D-Sub Connectors, Straight, Solder Pins, Stamped Contacts

### Technische Daten / Technical Data

Gehäuse	Stahl vernickelt, verzinkt
Shell	Steel, tin coated over nickel
Isolierkörper	Thermoplastischer Kunststoff, nach UL94 V-0
Insulator	Thermoplastic, rated UL94 V-0
Kontaktmaterial	Kupferlegierung
Contact Material	Copper alloy
Kontaktoberfläche	Gold über Nickel
Contact Surface	Gold over nickel
Durchgangswiderstand	< 20mΩ
Contact Resistance	< 20mΩ
Isolationswiderstand	> 1000MΩ
Insulation Resistance	> 1000MΩ
Spannungsfestigkeit	1kV <sub>AC</sub>
Test Voltage	1kV <sub>AC</sub>
Nennstrom	5A
Current Rating	5A
Temperaturbereich	-55°C ... +125°C
Temperature Range	-55°C ... +125°C
Verarbeitung	Wellenlötverfahren
Processing	Wave soldering



© W+P PRODUCTS



n	A	B	C	D	E	F	G
09	16,92	24,99	30,81	19,28	16,33	12,55	10,72
15	25,25	33,32	39,14	27,51	24,66	12,55	10,72
25	38,96	47,04	53,04	41,30	38,38	12,55	10,72
37	55,42	63,50	69,32	57,71	54,84	12,55	10,72
50	52,86	61,11	66,90	55,30	52,34	15,20	13,40

#### Series

**106**

106 Gestanzte Kontakte  
Stamped contacts

#### Contacts\*

**15**

09/15/25/37/50

#### Terminal\*

**2**

1 Stift  
Male  
2 Buchse  
Female

#### Quality

**3**

GK 3 >50 Steckzyklen  
Quality class 3: 50 cycles min.

#### Mounting\*

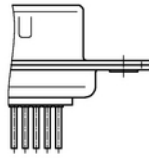
**0**

0-CL Lt. Tech. Info.  
See Tech. Info.

\* Dies ist ein **Bestellbeispiel** -  
bitte durch Ihre Spezifikationen ersetzen.  
\* This is an **order example** -  
please replace by your specifications.

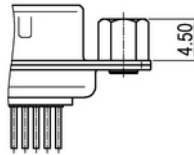
## Durchgangsloch / Through Hole

**0** Durchgangsloch 3,05mm  
*3.05mm Through Hole*



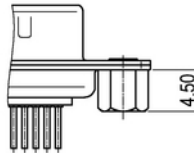
## Gewindeniet vorn / Thread Rivet Front

**B1** Gewindeniet UNC 4-40  
*UNC 4-40 Thread Rivet*  
**B2** Gewindeniet M3  
*M3 Thread Rivet*



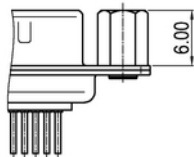
## Gewindeniet hinten / Thread Rivet Back

**1** Gewindeniet UNC 4-40  
*UNC 4-40 Thread Rivet*  
**2** Gewindeniet M3  
*M3 Thread Rivet*



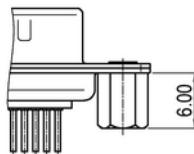
## Gewindebolzen vorn / Thread Bolt Front

**3** Gewindebolzen UNC 4-40  
*UNC 4-40 Thread Bolt*  
**4** Gewindebolzen M3  
*M3 Thread Bolt*



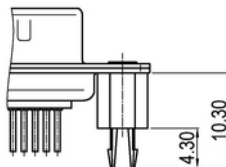
## Gewindebolzen hinten / Thread Bolt Back

**5** Gewindebolzen UNC 4-40  
*UNC 4-40 Thread Bolt*  
**6** Gewindebolzen M3  
*M3 Thread Bolt*



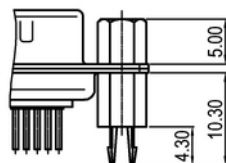
## Board Lock

**BL** Board Lock mit UNC 4-40 Gewinde  
*Board Lock with UNC 4-40 Thread*



## Combi-Lock

**CL** Combi-Lock mit UNC 4-40 Gewinde  
*Combi Lock with UNC 4-40 Thread*



## Empfehlungen für das Wellenlötverfahren

### Recommendations for Wave Soldering

Die Bauteile sollten bei einer Lötbadtemperatur von 260°C in max. 5 Sekunden verlötet werden.  
*Items should be soldered at a solder temperature of 260°C in 5 seconds max.*

Empfohlenes Wellenlötprofil:  
*Recommended wave soldering profile:*

