


## Power-Signal-Terminal RM 5,00/2,00mm, Stiftkontakte, gerade Power-Terminal 5.00/2.00mm Pitch, Male, Straight

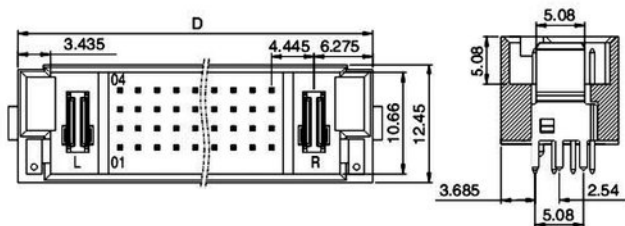
### Technische Daten / Technical Data

Isolierkörper <i>Insulator</i>	Thermoplast, UL94 V-0 <i>Thermoplastic, UL94 V-0</i>
Kontaktmaterial <i>Contact Material</i>	Kupferlegierung <i>Copper alloy</i>
Kontaktoberfläche <i>Contact Surface</i>	Lt. Oberflächenoptionen, über Ni <i>Acc. to plating options, over Ni</i>
Nennspannung <i>Voltage Rating</i>	Power: 600 V AC / 848 V DC Signal: 300 V AC / 424 V DC
Nennstrom <i>Current Rating</i>	Power: 600 V AC / 848 V DC Signal: 300 V AC / 424 V DC
Temperaturbereich <i>Temperature Range</i>	Power: 24,7 A / Signal: 1 A Power: 24.7 A / Signal: 1 A
Verarbeitung <i>Processing</i>	-55° ... +105° C -55° ... +105° C 260°C für 10s 260°C for 10s

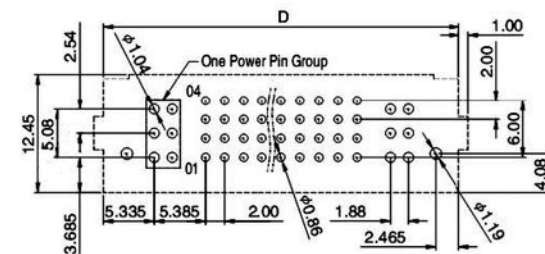
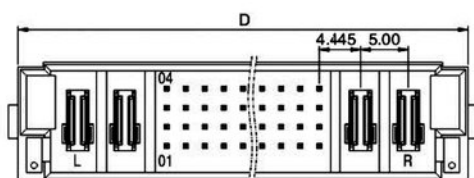


© W+P PRODUCTS

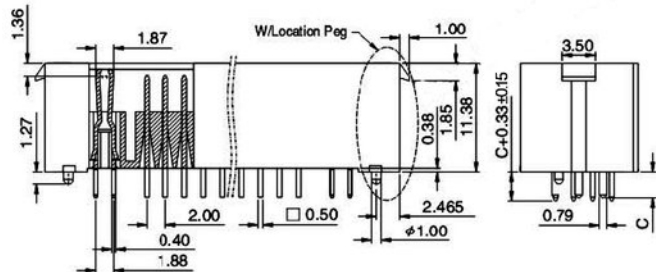
Directors :  
6 (24/80)



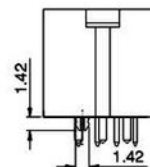
Power Pins/End	D		
	16 Signal Pins	24 Signal Pins	80 Signal Pins
01	27.44	31.44	59.44
02	37.44	41.44	69.44



Recommended PCB Layout



W/Locking Clip



<b>Series</b>	<b>Power C.*</b>	<b>Signal C.*</b>	<b>Power C.*</b>	<b>Terminals*</b>	<b>Plating P.C.*</b>	<b>Plating S.C.*</b>	<b>Loc. Opt.*</b>	<b>Packaging*</b>
<b>455</b>	<b>01</b>	<b>24</b>	<b>01</b>	<b>10</b>	<b>00</b>	<b>00</b>	<b>10</b>	<b>ST</b>
	01 02 Contacts Left	16 24 80 Contacts Right	01 02 Contacts	10 C=2.72mm 11 C=3.52mm 12 C=4.32mm	00 Au flash 50 Sn 60 Sel. Au/Sn 610 Sel. Au 10µ"/Sn	00 Au flash 50 Sn 60 Sel. Au/Sn 610 Sel. Au 10µ"/Sn	10 Locating Pegs 20 Locking Clips	ST TRAY

\* Dies ist ein **Bestellbeispiel** - bitte durch Ihre Spezifikationen ersetzen.  
\* This is an **order example** - please replace by your specifications.

### Lieferformen / Packaging Options:

ST In Stangen / In tubes  
TRAY Auf Tray / On tray

# Informationen zum Reflow-Lötverfahren

## Reflow Soldering Information

### Reflow-Lötempfehlung

#### Reflow Soldering Recommendation

Die Bauteile sollten gemäß folgendem Temperatur-Profil in Anlehnung an die IPC/JEDEC J-STD-020C für bleifreies Löten im Reflow-Verfahren verarbeitet werden (Maximalwerte).

Profileigenschaft	Kennwert
Temperatur Minimum $T_{Smin}$	150°C
Temperatur Maximum $T_{Smax}$	200°C
Dauer $T_{Smin} - T_{Smax}$	60-180s
Temperatur Lötbereich $T_L$	217°C
Verweildauer oberhalb $T_L$	60-180s
Ramp-Up Rate $T_{Smax} - T_P$	max. 3°C / s
Höchsttemperatur $T_P$	260°C ±5
Dauer Höchsttemperatur	20-40s
Ramp-Down Rate $T_{Pmax} - T_{Smin}$	6°C / s
Dauer 25°C - Höchsttemperatur $T_P$	Max. 8 min

Items should be soldered according to IPC/JEDEC J-STD-020C temperature profile for leadfree reflow soldering (maximum values).

Profile Feature	Key Values
Minimum Temperature $T_{Smin}$	150°C
Maximum Temperatur $T_{Smax}$	200°C
Duration $T_{Smin} - T_{Smax}$	60-180s
Soldering Range Temperature $T_L$	217°C
Duration above $T_L$	60-180s
Ramp-Up Rate $T_{Smax} - T_P$	max. 3°C / s
Peak Temperature $T_P$	260°C ±5
Duration Peak Temperature	20-40s
Ramp-Down Rate $T_{Pmax} - T_{Smin}$	6°C / s
Duration 25°C - Peak Temp. $T_P$	Max. 8min

